

LIFCO

A SAFE HAVEN FOR YOUR BUSINESS

Presentation

Interim Report January - September 2022

21 October 2022

THE GROUP'S FINANCIAL PERFORMANCE

MSEK	Q322	Q321	Change	2022 LTM	2021	Change
Net sales	5,020	4,158	20.7% ¹	20,502	17,480	17.3% ²
EBITA ³	1,103	862	28.0%	4,353	3,709	17.4%
EBITA margin ³	22.0%	20.7%	1.3	21.2%	21.2%	0.0
Profit before tax	895	692	29.3%	3,604	3,070	17.4%
Net profit for the period	671	518	29.5%	2,830	2,429	16.5%
Operating cash flow	584	736	-20.7%	2,554	2,938	-13.0%
Earnings per share ⁴	1.46	1.12	30.4%	6.12	5.26	16.3%
Return on capital employed	22.1%	22.7%	-0.6	22.1%	22.5%	-0.4
Return on capital employed, excl. goodwill	139%	161%	-22	139%	162%	-23

¹ Organic growth of 10.2% in Q322.

² Organic growth of 15.3% in 2021.

³ Before acquisition costs.

⁴ Adjusted for share split 5:1 in May 2021.

THE BUSINESS AREAS' FINANCIAL PERFORMANCE

DENTAL						
MSEK	Q322	Q321	Change	2022 LTM	2021	Change
Net sales	1,213	1,166	4.0%	5,163	5,123	0.8%
EBITA	225	239	-5.9%	987	1,080	-8.6%
EBITA margin	18.5%	20.5%	-2.0	19.1%	21.1%	-2.0

DEMOLITION & TOOLS						
MSEK	Q322	Q321	Change	2022 LTM	2021	Change
Net sales	1,529	1,146	33.4%	5,847	4,701	24.4%
EBITA	393	299	31.4%	1,523	1,261	20.8%
EBITA margin	25.7%	26.1%	-0.4	26.0%	26.8%	-0.8

SYSTEMS SOLUTIONS						
MSEK	Q322	Q321	Change	2022 LTM	2021	Change
Net sales	2,278	1,846	23.4%	9,492	7,656	24.0%
EBITA	520	353	47.3%	1,989	1,494	33.1%
EBITA margin	22.8%	19.1%	3.7	21.0%	19.5%	1.5

EBITA is excluding acquisition costs.

ACQUIRED VS ORGANIC EBITA GROWTH

MSEK	2021	2020	2019	2018	2017	2016	2015
EBITA	3,709	2,702	2,523	2,168	1,732	1,377	1,186
EBITA from acquisitions	488	222	221	197	198	152	118
Growth %	18%	9%	10%	11%	14%	13%	12%
Of which from previous year's acquisitions	55	115	43	124	68	16	27
Of which from current year's acquisitions	433	107	178	73	130	136	91
Organic EBITA growth %	21%	0%	3%	10%	10%	3%	8%
FX EBITA growth %	-2%	-2%	3%	4%	1%	0%	3%
Acquired annualized EBITA ¹	595	152	287	110	223	204	107
Net debt/EBITDA	1.7	1.6	1.9	1.6	2.0	2.1	1.6

¹ Estimated EBITA if the businesses had been consolidated from 1 January.

EBITA is defined as operating profit before amortization and impairment of intangible assets arising from acquisitions.

As from 2019 net debt/EBITDA includes leasing according to IFRS 16.

NET DEBT DEVELOPMENT AND BALANCE SHEET

Net debt development

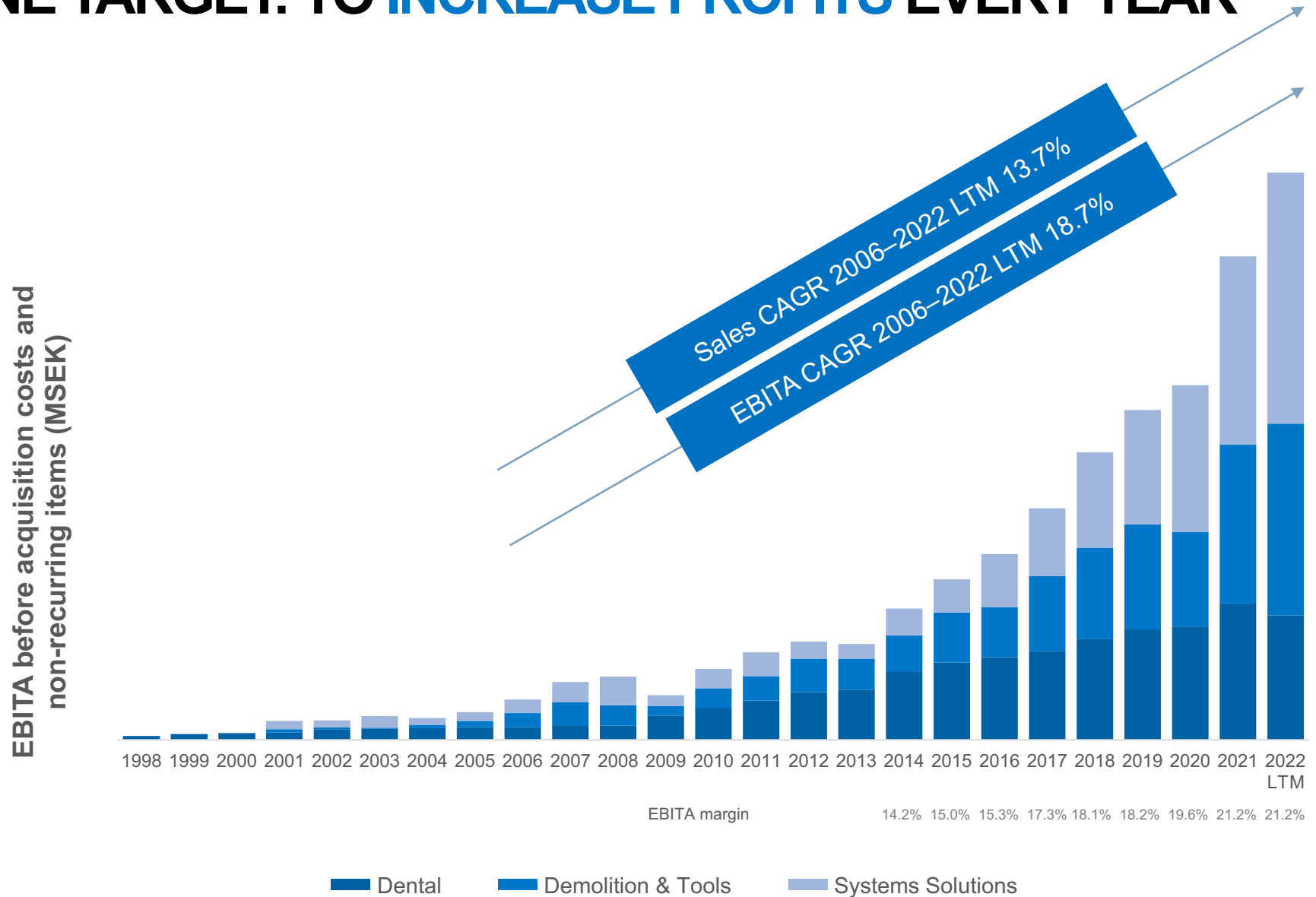


Balance sheet

MSEK	30 Sep 2022	31 Dec 2021	30 Sep 2021
Intangible fixed assets	17,753	15,497	14,513
Tangible fixed assets	2,235	2,052	1,878
Financial assets	376	320	245
Inventory	3,890	2,821	2,700
Accounts receivable	2,934	2,257	2,238
Other receivables	687	420	519
Cash and cash equivalents	1,368	1,509	1,450
Total assets	29,243	24,876	23,543
Shareholders' equity	12,564	10,756	9,932
Interest-bearing liabilities	8,596	6,965	6,845
Other liabilities and provisions	3,840	3,144	2,828
Accounts payable	1,602	1,294	1,236
Other short-term liabilities	2,641	2,717	2,702
Total equity and liabilities	29,243	24,876	23,543
Net debt	9,159	7,113	6,913
Net debt/EBITDA	1.9x	1.7x	1.8x
Capital employed excl. goodwill and other intangible assets	3,133	2,294	2,165
ROCE excl. goodwill and other intangible assets	139%	162%	161%
Capital employed incl. goodwill and other intangible assets	19,660	16,447	15,346
ROCE incl. goodwill and other intangible assets	22.1%	22.5%	22.7%

As from 2019 net debt/EBITDA includes leasing according to IFRS 16.

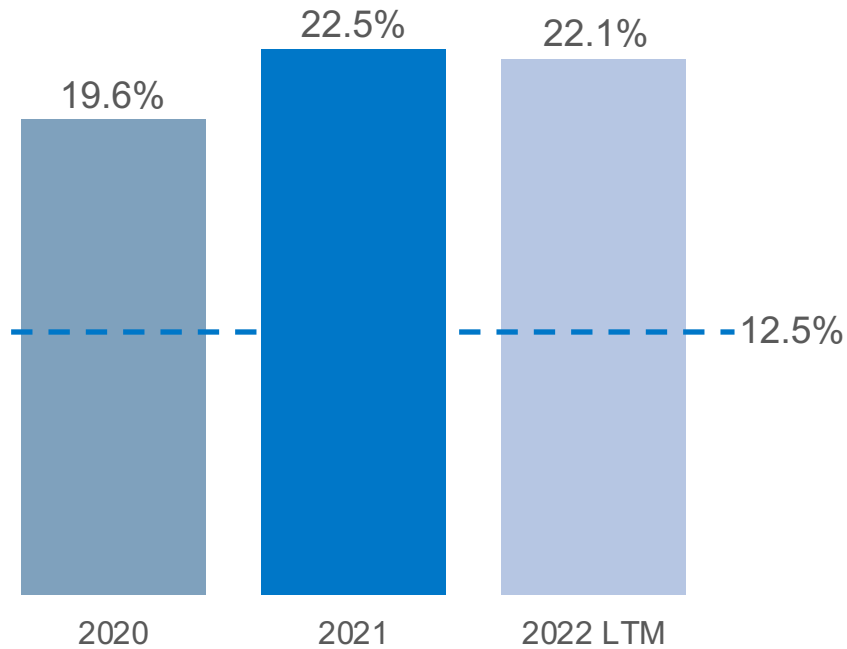
ONE TARGET: TO INCREASE PROFITS EVERY YEAR



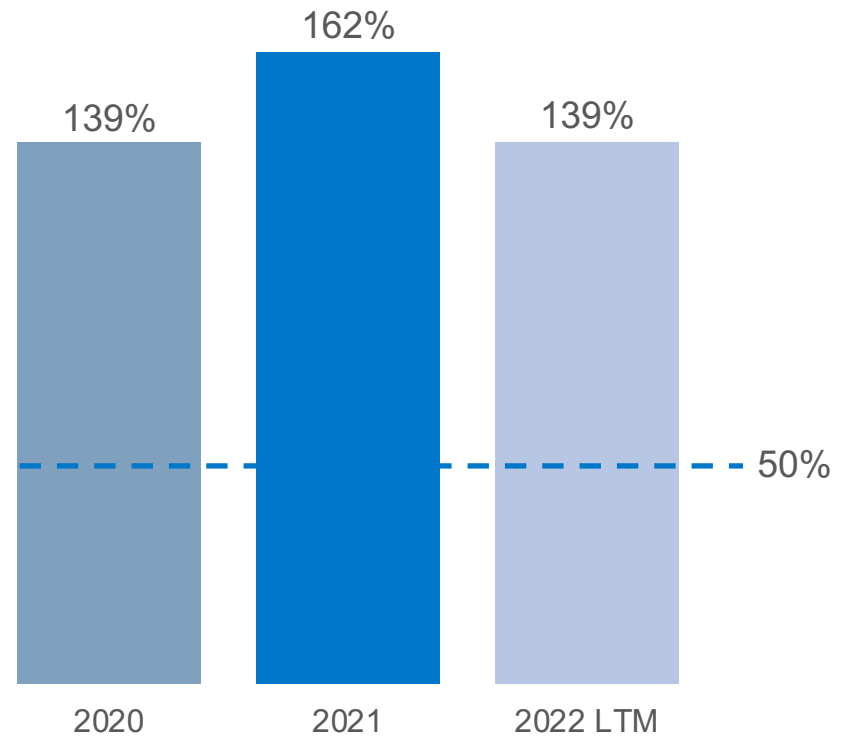
Note: IFRS accounting since 2012, prior years Swedish GAAP.

CAPITAL EMPLOYED

ROCE including goodwill
and other intangible assets



ROCE excluding goodwill
and other intangible assets



--- Target ranges

MANAGEMENT AND CHAIRMAN



Per Waldemarson

CEO

Started at Lifco 2006

Born: 1977

Education

- MSc in Business Administration, Stockholm School of Economics

Experience

- Management Consultant at Bain & Co 2002–2006
- MD of Brokk 2006–2009
- President of the Dental business area since 2009

Own and related parties' holdings

513,500 Class B shares,
150,000 Class B shares
through Pension Scheme and
87,412 synthetic call options



Therése Hoffman

CFO

Started at Lifco 2007

Born: 1971

Education

- International Marketing, Mälardalens Högskola

Experience

- CFO Nordenta 2007–2011
- CFO of Lifco since 2011

Own and related parties' holdings

1,500 Class B shares and
10,926 synthetic call options



Martin Linder

Head of Business Area
Systems Solutions

Started at Lifco 2009

Born: 1972

Education


- MSc in Material physics and PhD in Solid state electronics, KTH Royal Institute of Technology

Experience

- CEO Proline Group 2016–2019
- CEO Leab Group 2008–2016
- Various management positions in Note 2003–2008

Own and related parties' holdings

203,000 Class B shares, 51,250
Class B shares through
Pension Scheme and 43,706
synthetic call options



Carl Bennet

Chairman

Born: 1951

Other assignments

- Chairman and main owner of Getinge and Elanders
- Member of the Board of Arjo, Holmen and L E Lundbergföretagen

Holdings via companies

30,379,850 Class A shares
197,502,023 Class B shares

LIFCO DEVELOPS LEADING NICHE COMPANIES

LIFCO

Sales 2022 LTM: 20,502 MSEK
EBITA 2022 LTM: 4,353 MSEK

Dental



Demolition & Tools



Systems Solutions



Leading distributors of dental products in Nordics and Germany

Sales 2022 LTM:	5,163 MSEK	<u>% of EBITA¹</u>
EBITA 2022 LTM:	987 MSEK	22%



Leading producers of demolition robots and attachments for excavators and cranes

Sales 2022 LTM:	5,847 MSEK	<u>% of EBITA¹</u>
EBITA 2022 LTM:	1,523 MSEK	34%



Wide range of leading systems solutions providers

Sales 2022 LTM:	9,492 MSEK	<u>% of EBITA¹</u>
EBITA 2022 LTM:	1,989 MSEK	44%

¹ Excluding HQ costs.

A SAFE HAVEN FOR YOUR BUSINESS

Lifco is a long-term owner

- Lifco basically never sells a company

The business stays independent and local

- All decisions taken at local management level
- No forced synergies or integration
- Lifco has never moved a business

Incremental and continuous development

- No big shake-outs. We look for stable growth of profits

Long-term managers and employees

- Our culture is based on simplicity, common sense and minimized bureaucracy
- Lifco's employees tend to stay on forever

DECENTRALIZED PROFIT-ORIENTED CULTURE

Right person in the right position

- Motivated managers who deliver results

Continuous pricing optimization

- Focus on customers with potential for sustainable profit growth

Optimized management structure

- Focus on value adding personnel and minimized bureaucracy

Outsourced non-core functions

- Focus on the value creating parts of the business

Cash flow in focus

- Strong cash flow also in growth phases

Long-term perspective

- Investments in value creating activities to secure long-term profit growth

SUSTAINABILITY AN INTEGRATED PART OF OUR BUSINESS STRATEGY

Invest in niche companies with a sustainable business model

UN Global Compact signatory

Clear prioritized areas with KPIs

Regular follow-up of subsidiaries

Prioritized sustainability areas

Reduced climate and environmental impact

Motivated employees and safe workplaces

High standard of business ethics in everything we do

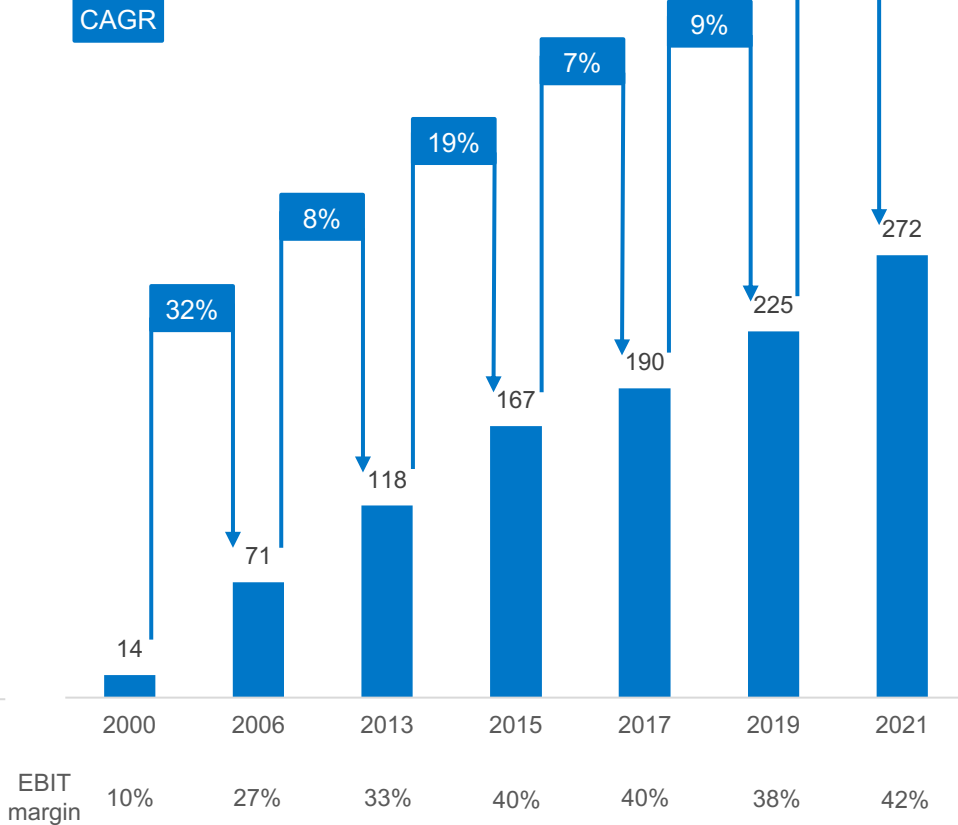
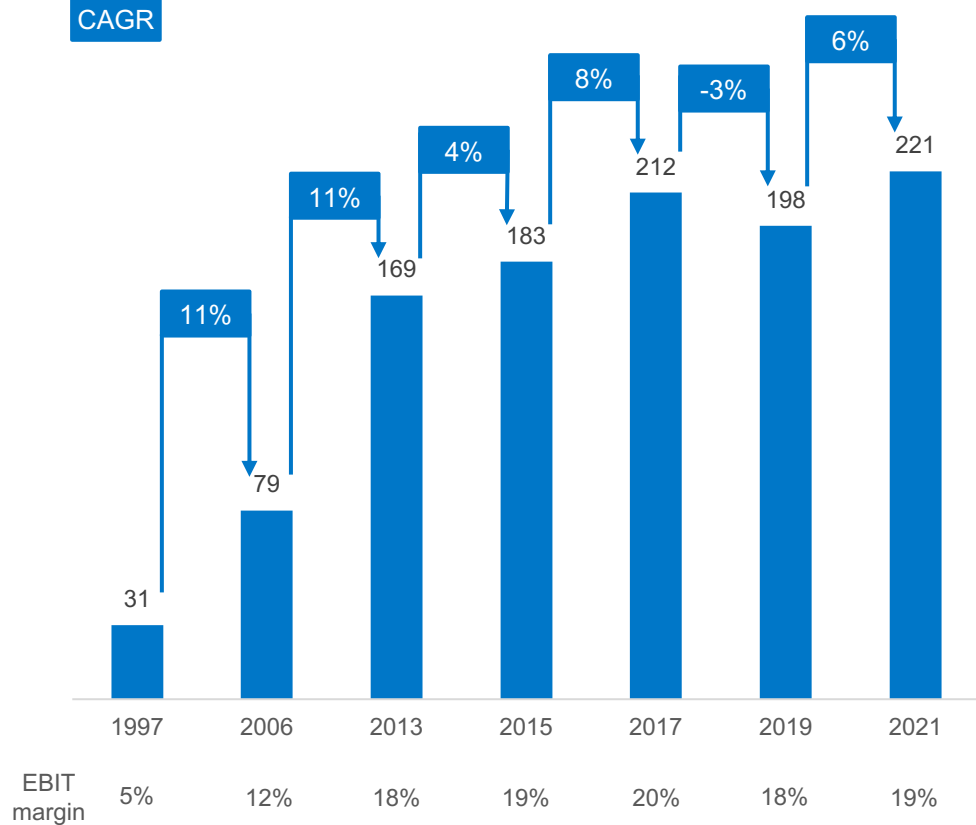
EXAMPLES OF ORGANIC DEVELOPMENT

Dental¹ – EBIT (MSEK) and organic EBIT growth

Brokk² – EBIT (MSEK) and organic EBIT growth

CAGR

CAGR



¹ Companies included: Nordenta, DAB Dental, Dansk Nordenta, LIC Scadenta and Directa. Directa's sales have been adjusted for the effect of asset and liabilities acquisitions.
² Refers to Brokk AB.

GEOGRAPHIC FOOTPRINT

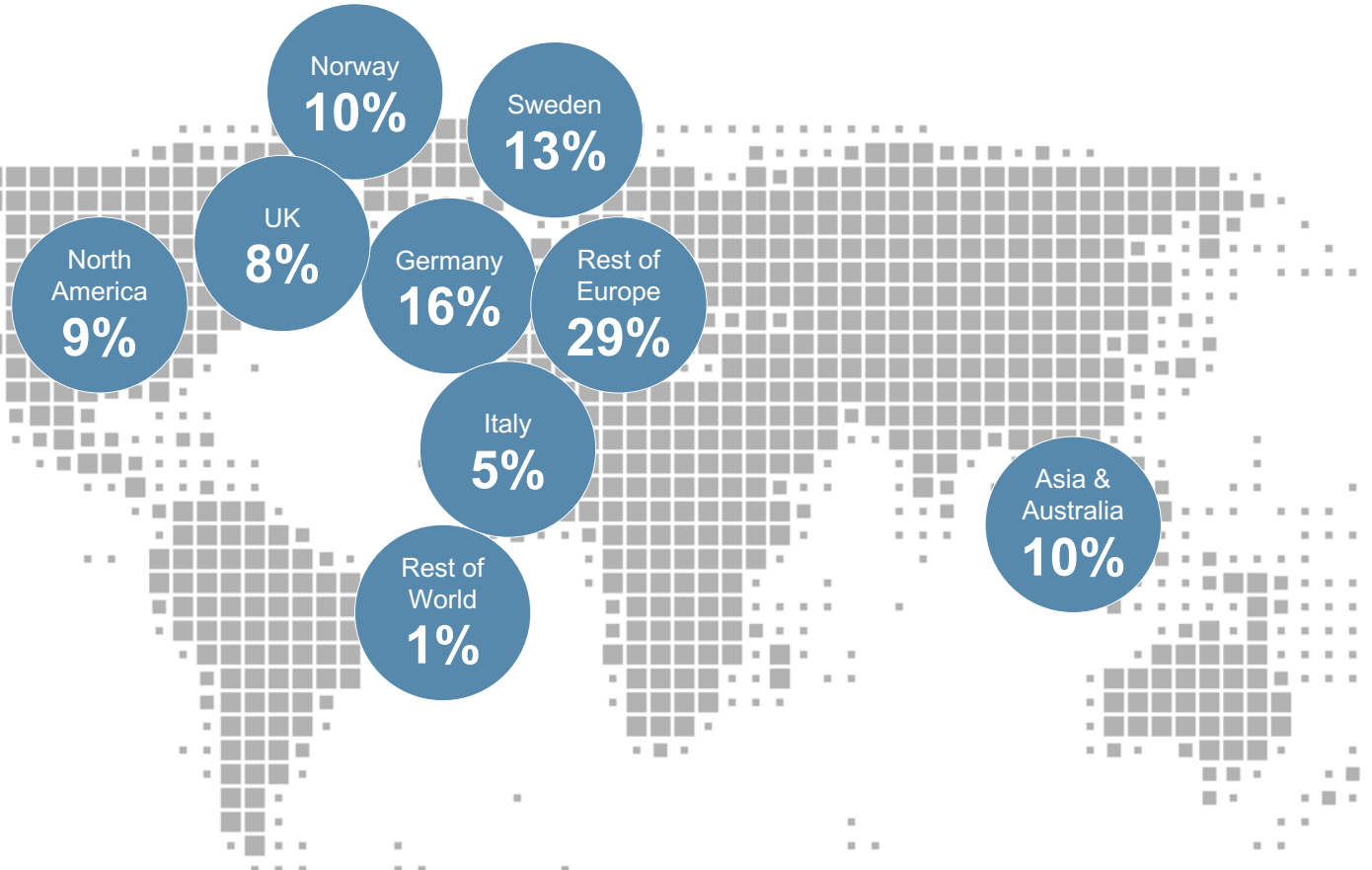
Dental



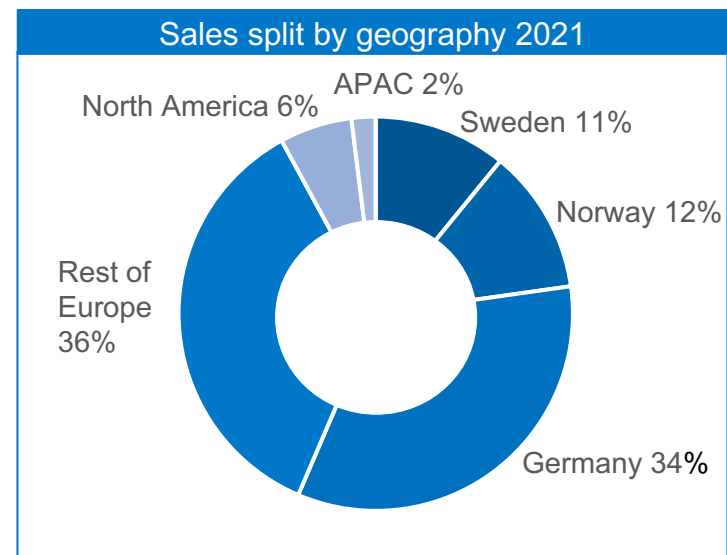
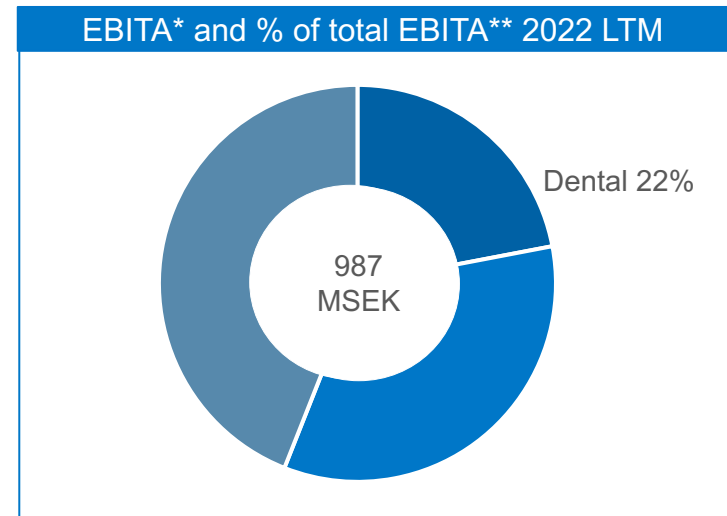
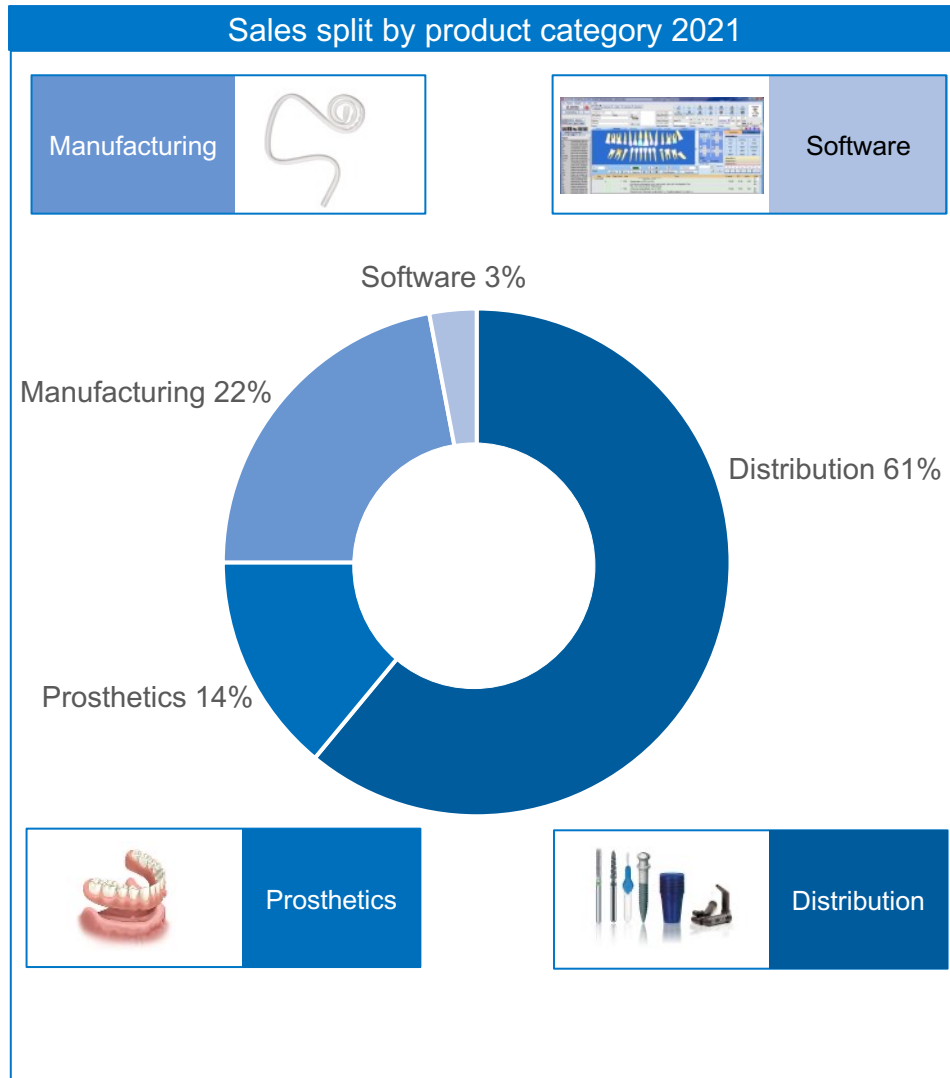
Demolition & Tools



Systems Solutions



Note: Geographic split financial year 2021.























*Before acquisition costs and non-recurring items. **Excluding HQ costs.

STRONG Foothold IN KEY MARKETS



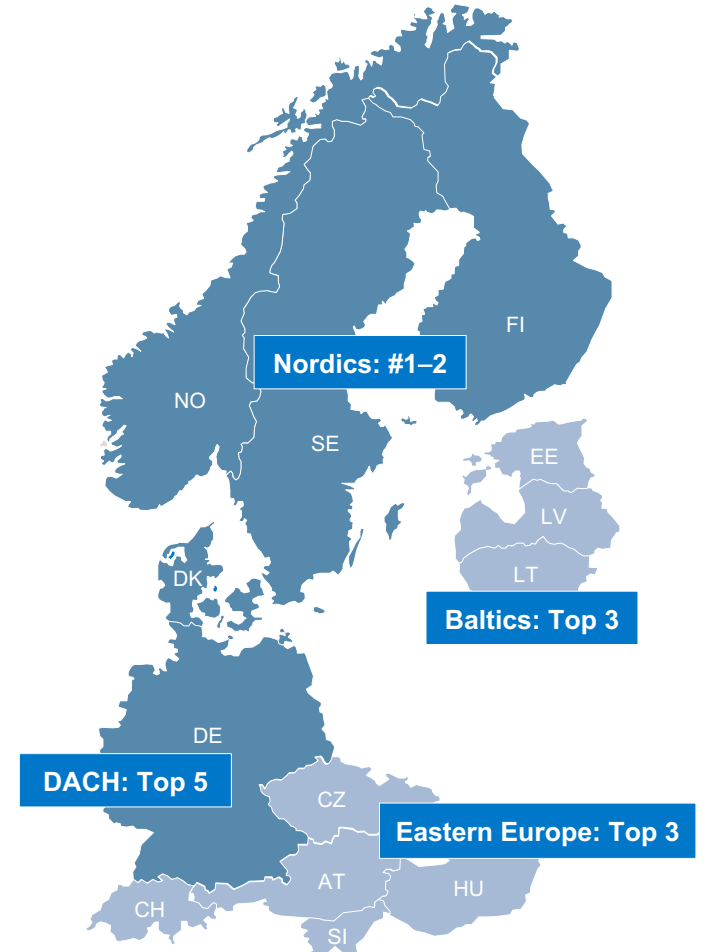
Lifco's dental market presence and example of brands used in different markets

	 Sweden	 Norway	 Denmark	 Finland	 Germany	 Rest of Europe
Distribution of consumables	✓	✓	✓	✓	✓	✓
Distribution of equipment	✓	✓	✓	✓		✓
Prosthetics		✓			✓	
Software	✓		✓		✓	
Examples of Lifco brands	  	 	 		  	  



Note: Estimated by Lifco.

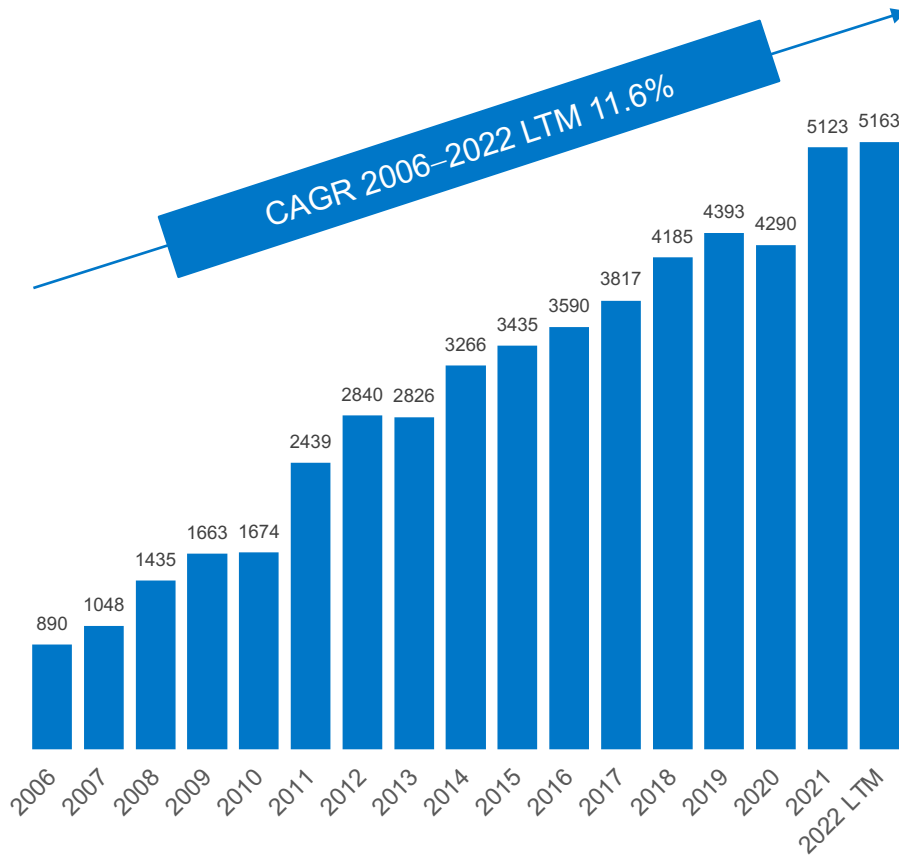
Lifco's market positions within dental consumables



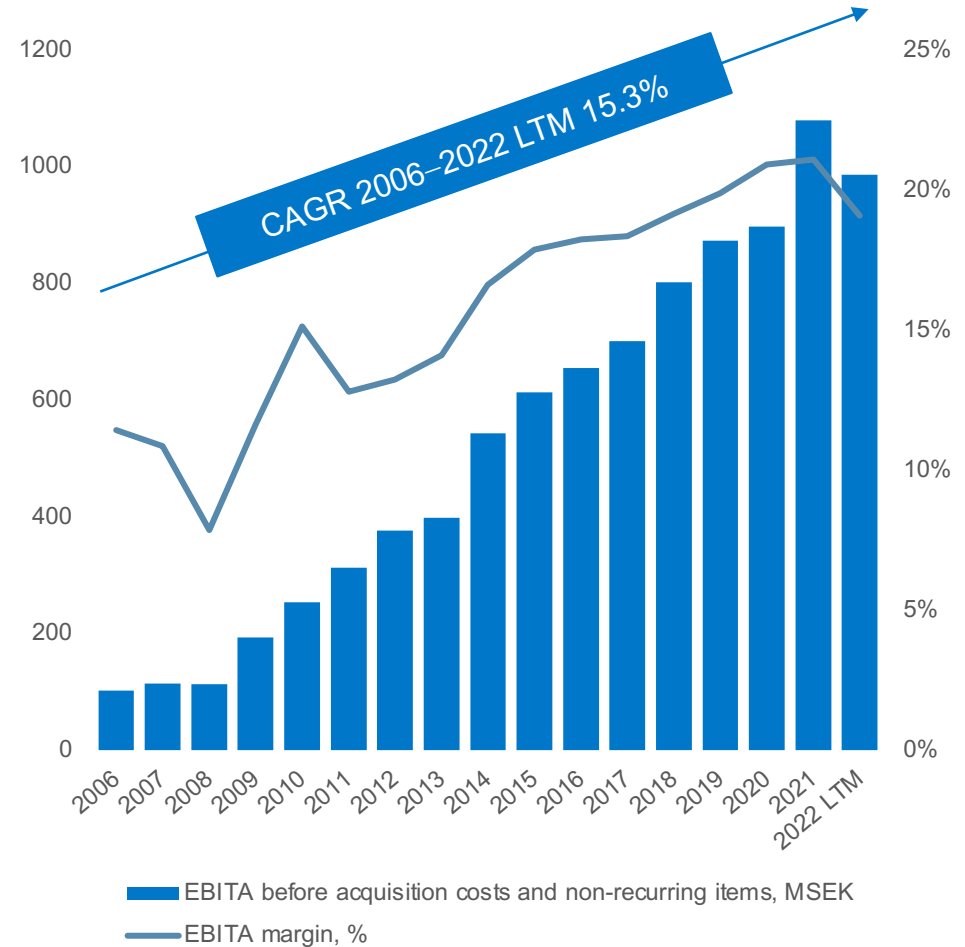
DENTAL FINANCIAL OVERVIEW



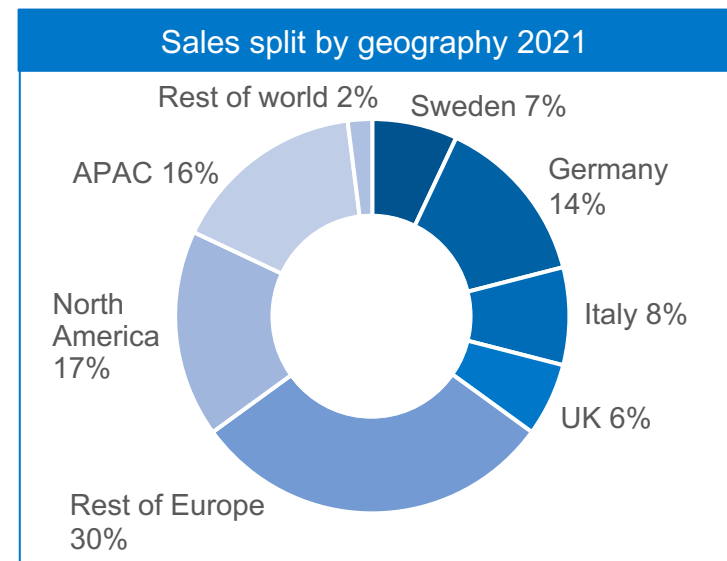
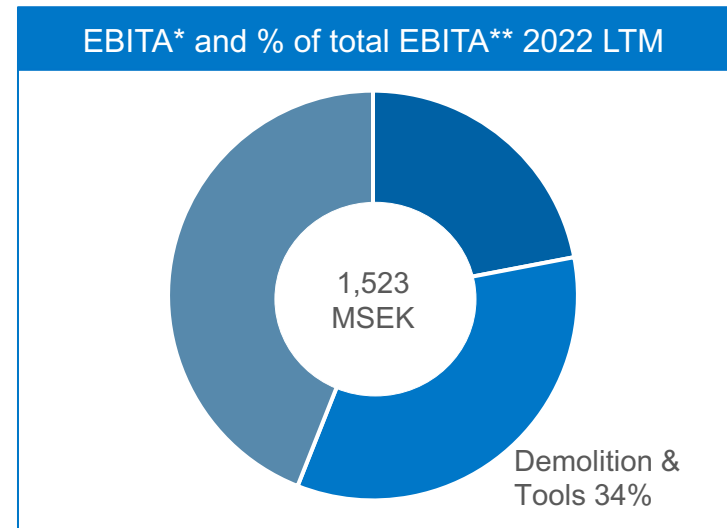
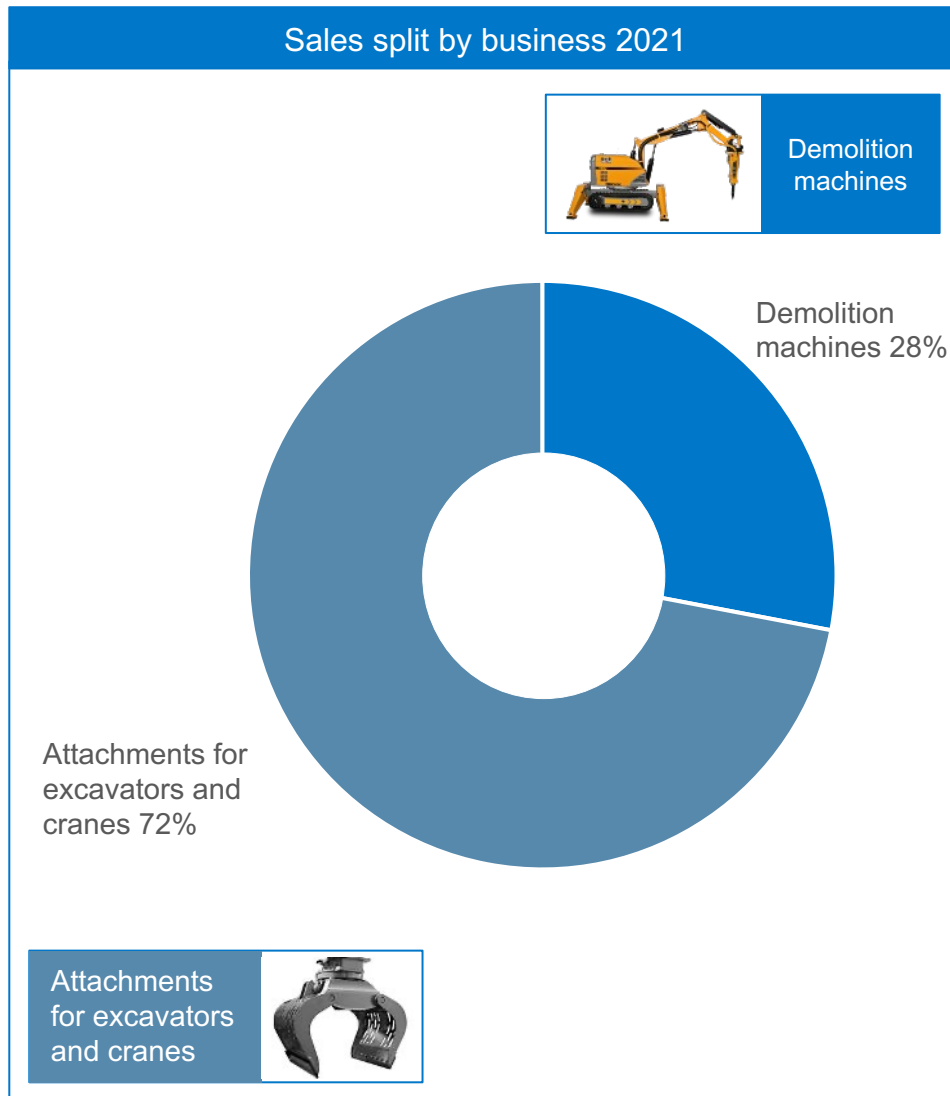
Sales (MSEK)



EBITA (MSEK) and EBITA margin



DEMOLITION & TOOLS

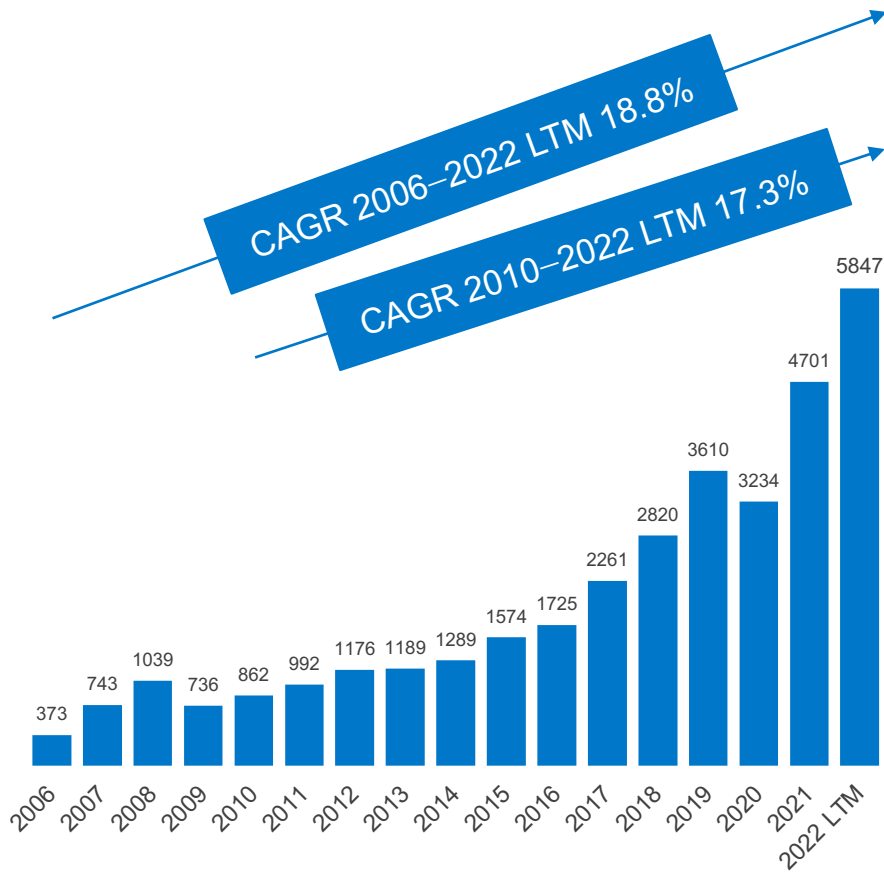


*Before acquisition costs and non-recurring items. **Excluding HQ costs.

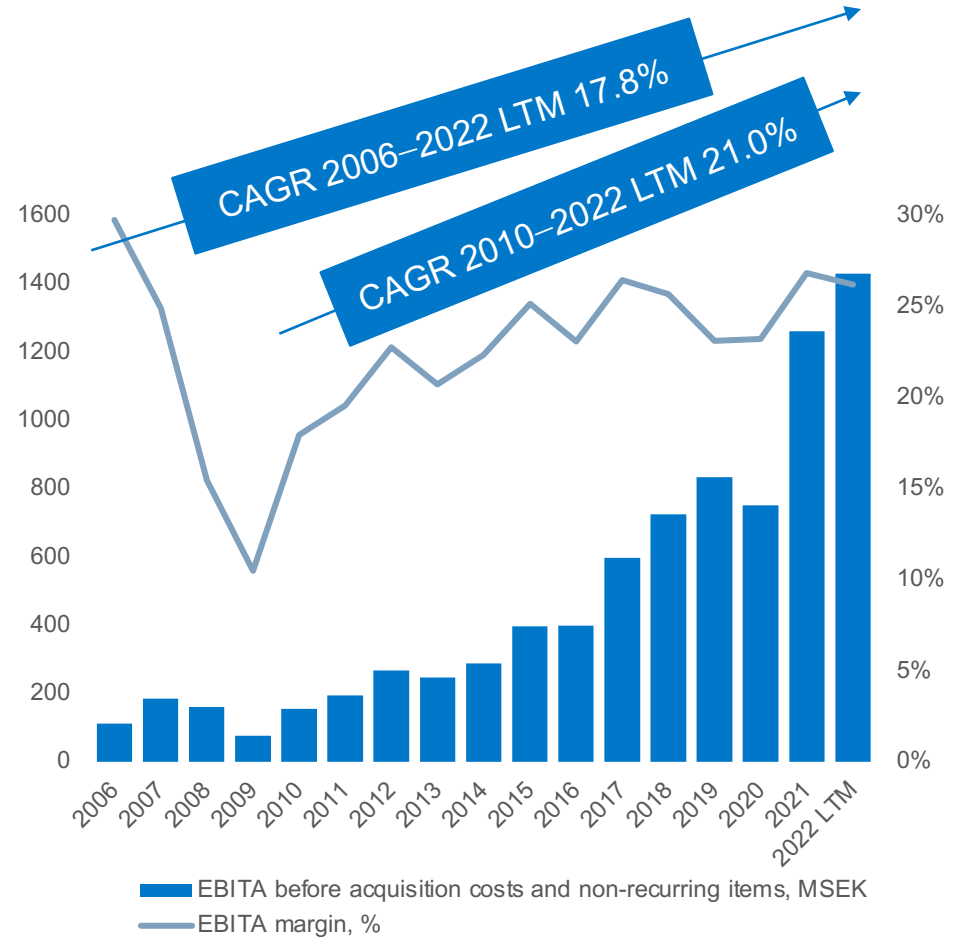
DEMOLITION & TOOLS FINANCIAL OVERVIEW



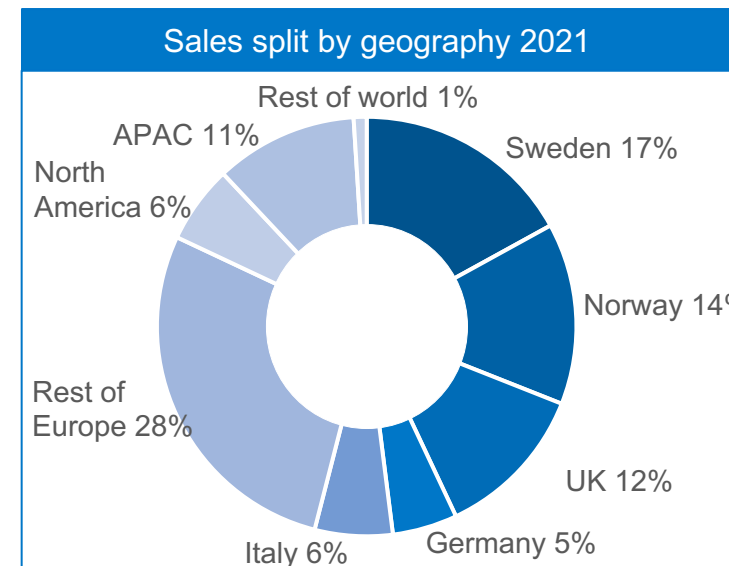
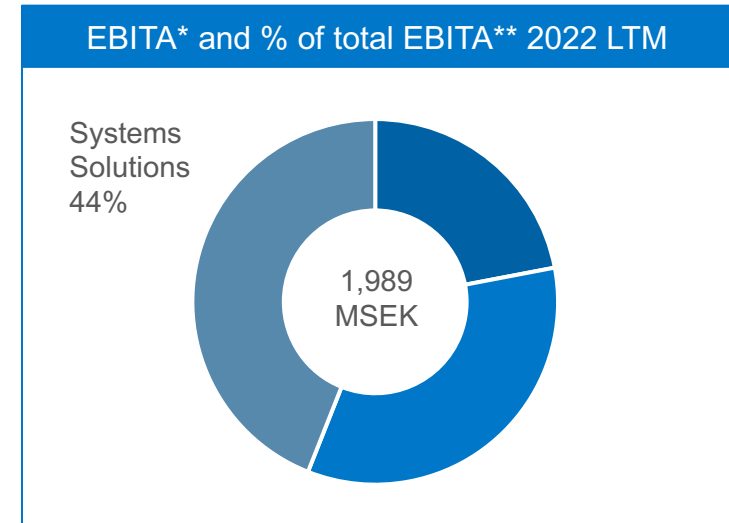
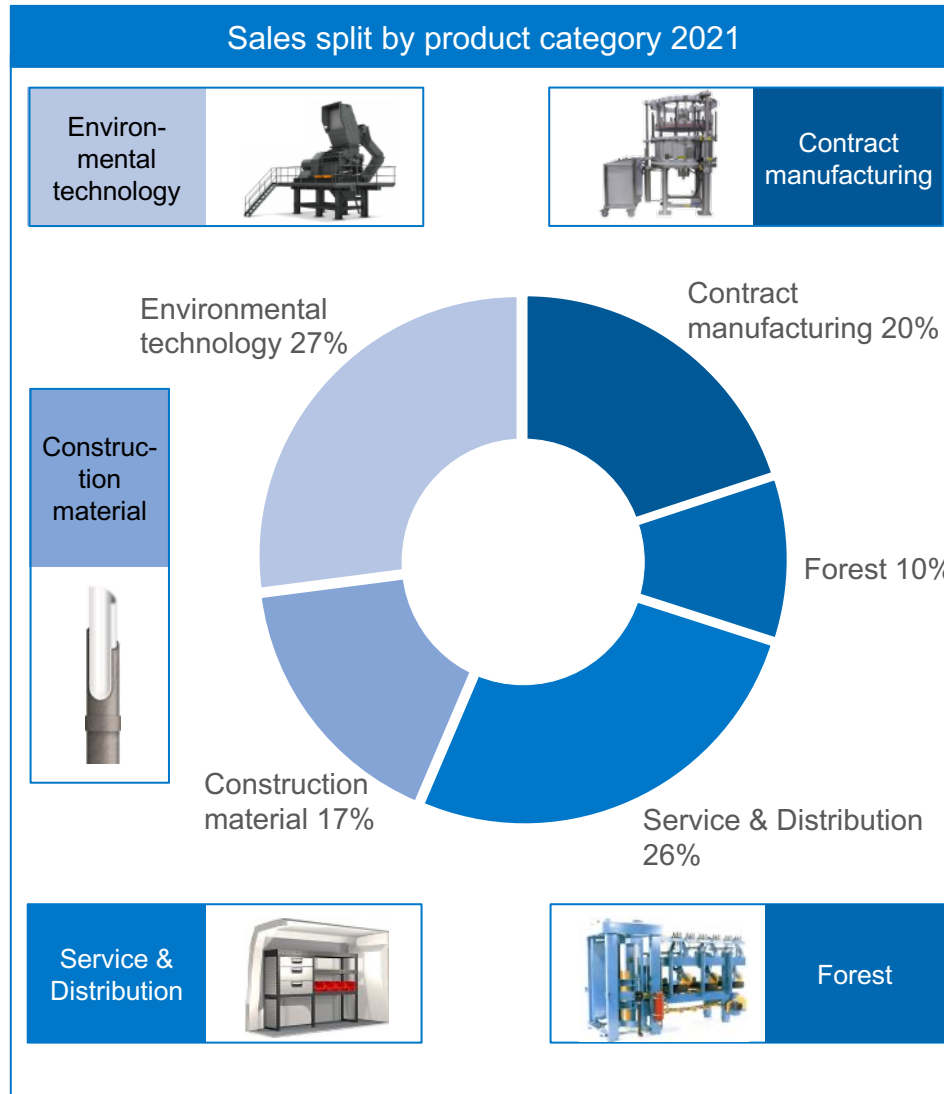
Sales (MSEK)



EBITA (MSEK) and EBITA margin



SYSTEMS SOLUTIONS



*Before acquisition costs and non-recurring items. **Excluding HQ costs.

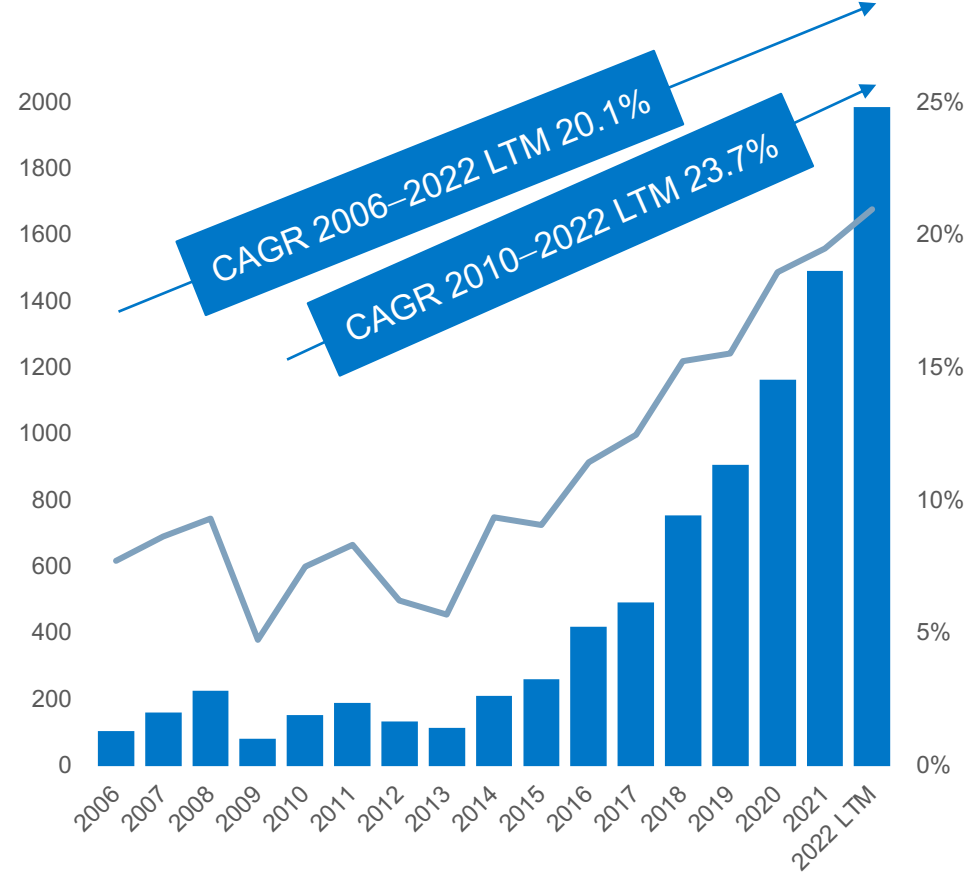
SYSTEMS SOLUTIONS FINANCIAL OVERVIEW



Sales (MSEK)



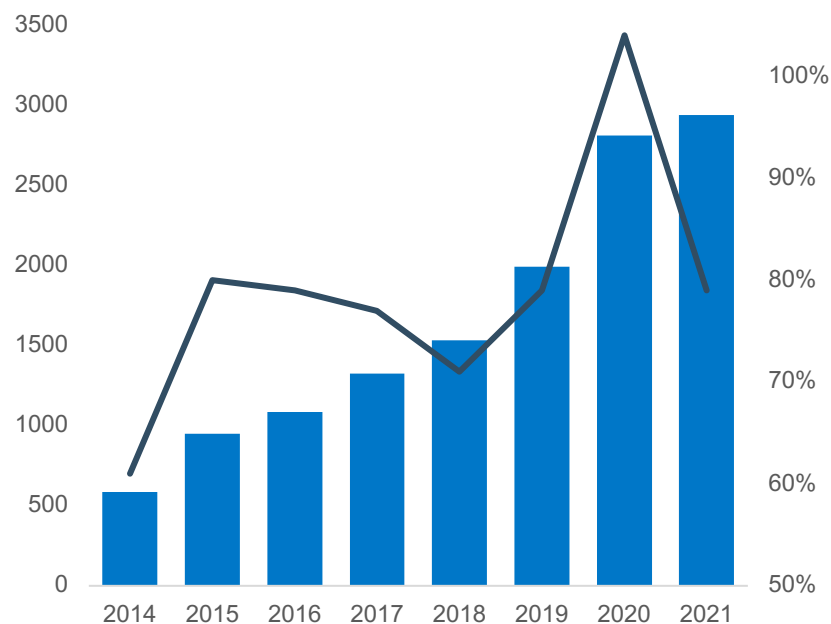
EBITA (MSEK) and EBITA margin



■ EBITA before acquisition costs and non-recurring items, MSEK
— EBITA margin, %

STRONG CASH FLOW GENERATION

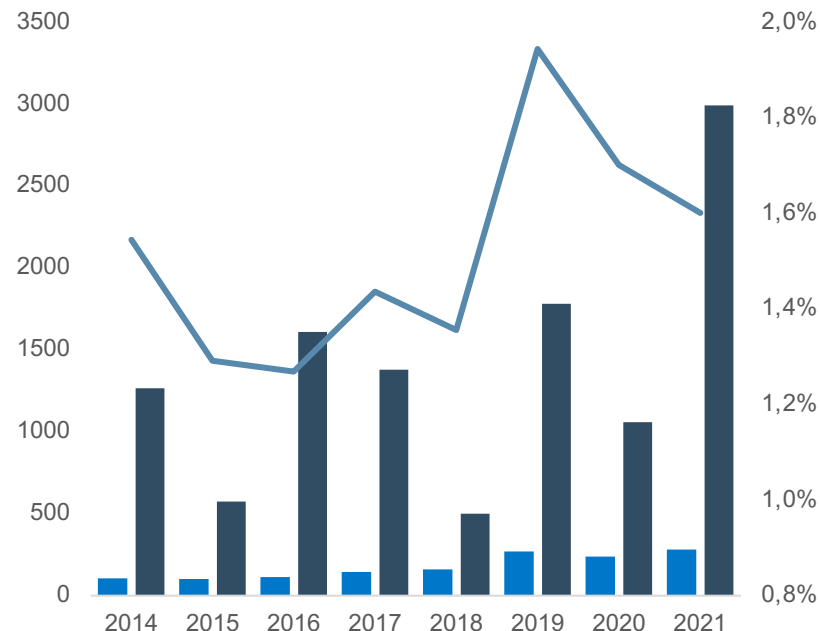
Operating cash flow after tax, before investments¹



■ Operating cash flow after tax, before investments, MSEK
— Cash flow conversion, %

- High cash conversion as a result of focus on asset light operations combined with tight control of working capital.

Capex and acquisitions²



■ Capex ■ Acquisitions — Capex/sales

- Low required maintenance capex within the Group.
- Due to outsourcing of a large share of basic manufacturing, investments in subsidiaries with own production can be minimized.

¹ Cash flow conversion defined as operating cash flow after tax divided by EBITA before acquisition costs.

² Refers to investments in tangible fixed assets.

OVERVIEW OF ACQUISITIONS 2006–2012

Year	Company	Description	Type	Country	Sales at acquisition	Total sales MSEK
2006	Darda	Producer of attachments for demolition robots	Demolition & Tools	Germany	MEUR 8	132
	Dental Prime	Distributor of dental equipment and services	Dental	Finland	MEUR 3	
	Elektronikprodukter i Järlåsa	Producer of high quality electronics	Systems Solutions	Sweden	MSEK 30	
2007	Hekotek	Producer of sawmill equipment	Systems Solutions	Estonia	MEUR 13	1,328
	Kinshofer	Producer of tools for excavators and cranes	Demolition & Tools	Germany	MEUR 66	
	Oriola Dental	Distributor of consumables and equipment	Dental	Finland	MEUR 45	
	Plass Data Dental	Producer of IT-systems for dental clinics	Dental	Denmark	MDKK 7	
	Proline	Relining of plumbing systems	Systems Solutions	Sweden	MSEK 120	
	Safe Dental	IT services to dental clinics	Dental	Sweden	MSEK 2	
	Zetterströms Rostfria	Producer of quality products in stainless steel	Systems Solutions	Sweden	MSEK 50	
2008	Endomark	Distributor of consumables and equipment	Dental	Sweden	MSEK 9	184
	Tevo	Producer of interiors for vehicles	Systems Solutions	UK	MGBP 8	
	XO Care Denmark A/S	Distributor of dental equipment and services	Dental	Denmark	MDKK 77	
2009	Aponox	Producer of tools for excavators and cranes	Demolition & Tools	Finland	-	53
	Ellman Produkter	Distributor of consumables	Dental	Sweden	MSEK 43	
	Interdental	Distributor of prosthetics	Dental	Norway	MSEK 10	
2010	ATC	Distributor of Brokk machines	Demolition & Tools	France	MEUR 5	48
2011	EDP	Distributor of consumables and equipment	Dental	Germany	MEUR 119	1,460
	NETdental	Distributor of consumables	Dental	Germany	MEUR 20	
	RF-System	Producer of tools for excavators and cranes	Demolition & Tools	Sweden	MSEK 80	
	Wintech	Producer of high quality electronics	Systems Solutions	Sweden	MSEK 125	
2012	Ahlberg Cameras	Producer of camera systems for the nuclear industry	Demolition & Tools	Sweden	MSEK 73	73

OVERVIEW OF ACQUISITIONS 2014–2016

Year	Company	Description	Type	Country	Sales at acquisition	Total sales MSEK
2014	MDH	Producer of dental prosthetics	Dental	Germany	MEUR 44	400
2015	Auger Torque	Producer of earth drills	Demolition & Tools	UK	MGBP 10	485
	J.H. Orsing	Dental products	Dental	Sweden	MSEK 20	
	Preventum Partner	Accounting services & quality systems	Dental	Sweden	MSEK 10	
	Rapid Granulator	Manufacturer of granulators	Systems Solutions	Sweden	MSEK 300	
	Sanistål interior for vehicles	Producer of interiors for vehicles	Systems Solutions	Denmark	MDKK 25	
	Smilodent	Dental products	Dental	Germany	MEUR 4.8	
	Top Dental	Manufacturer of disinfectants	Dental	UK	MGBP 3.4	
2016	Aquajet Systems	Manufactures hydro-demolition robots	Demolition & Tools	Sweden	MSEK 60	1,210
	Auto-Maskin ¹	Diesel control units for marine use	Systems Solutions	Norway	MNOK 130	
	Cenika AS	Electrical equipment for low voltage	Systems Solutions	Norway	MNOK 160	
	Dens Esthetix	Prosthetics	Dental	Germany	MEUR 1.4	
	Design Dental	Imports and manufactures prosthetics	Dental	Denmark	MDKK 13	
	Endodonti products	Dental products	Dental	Sweden	MSEK 10	
	Nordesign	Supplier of LED-lighting	Systems Solutions	Norway	MNOK 64	
	Parkell	Manufactures and sells dental consumables	Dental	USA	MUSD 29	
	Praezimed	Service of dental instruments	Dental	Germany	MEUR 2.5	
	Redoma Recycling	Producer of recycling machines for cables	Systems Solutions	Sweden	MSEK 25	
	TMC/Nessco	Supplier of marine compressors and spare parts	Systems Solutions	Norway	MNOK 525	

¹Announced in 2015.

OVERVIEW OF ACQUISITIONS 2017

Year	Company	Description	Type	Country	Sales at acquisition	Total sales MSEK
2017	Haglöf Sweden	Professional forest inventory instruments	Systems Solution	Sweden	MSEK 60	1,000
	Hultdins	Manufactures tools for forest machines	Demolition & Tools	Sweden	MSEK 152	
	Silvent	Energy optimization and work environment	Systems Solutions	Sweden	MSEK 120	
	Solebee's	Attachments to excavators and skidsteer loaders	Demolition&Tools	USA	MUSD 11	
	Pro Optix	Equipment for the European fiber optic market	Systems Solutions	Sweden	MSEK 62	
	Perfect Ceramic Dental ¹	Dental laboratory	Dental	China	MHKD 118	
	Hydal	Supplier of aluminium cabinets	Systems Solutions	Norway	MNOK 50	
	Fiberworks	Equipment for the European fiber optic market	Systems Solutions	Norway	MNOK 93	
	Elit	Wholesaler of electric installations and power generation	Systems Solution	Norway	MNOK 38	
	CDL and Hohenstücken	Dental laboratories	Dental	Germany	MEUR 1.3	
	Blinken	Construction material	Systems Solutions	Norway	MNOK 124	
	Wachtel	Construction material	Systems Solutions	Germany	MEUR 2	
Doherty	Excavator products	Demolition & Tools	New Zealand	MNZD 14		

¹80% of the total sales are generated by Lifco's dental company MDH in Germany.

OVERVIEW OF ACQUISITIONS 2018–2019

Year	Company	Description	Type	Country	Sales at acquisition	Total sales MSEK
2018	Computer konkret	Software for dentists	Dental	Germany	MEUR 3.8	580
	Spocs	Assembling and testing of electronic products	Systems Solutions	Sweden	MSEK 61	
	Dental Direkt - 3D Dental	Distributor of dental products	Dental	Norway and Denmark	MNOK 95 MDKK 25	
	Assets from Toolpack	Interior for service vehicles	Systems Solutions	Norway	MNOK 40	
	Flörchinger Zahntechnik	Dental laboratory	Dental	Germany	MEUR 1.7	
	Wexman	Professional workwear	Systems Solutions	Sweden	MSEK 46	
	Denterbridge	Dental laboratory	Dental	France	MEUR 9	
	Rhein 83	Dental manufacturer	Dental	Italy	MEUR 8	
ERC Systems	Relining	Systems Solutions	Sweden	MSEK 20		
2019	Indexator Rotator Systems	Rotators for the forest industry	Demolition & Tools	Sweden	MSEK 300	1,277
	Hammer	Hydraulic breakers	Demolition & Tools	Italy	MEUR 20	
	UK POS	Visual display solutions	Systems Solutions	UK	MGBP 12	
	Rustibus Worldwide	Marine equipment	Systems Solutions	Norway	MNOK 56	
	Ergopack	Mobile pallet strapping systems	Systems Solutions	Germany	MEUR 22	
	Brian James Trailers	Car trailers	Systems Solutions	UK	MGBP 26	

OVERVIEW OF ACQUISITIONS 2020

Year	Company	Description	Type	Country	Sales at acquisition	Total sales MSEK
2020	Rönvig Dental Manufacturing	Dental	Dental	Denmark	MDKK 30	~770
	Workplace Safety	Dental	Dental	Denmark	MDKK 79	
	Dental Grupa	Distributor of dental products	Dental	Croatia	MSEK 94	
	Cramaro Tarpaulin Systems	Tarpaulin systems	Systems Solutions	Italy	MEUR 27	
	TrollDental product portfolio	Dental products	Dental	Sweden	MSEK 25	
	Consys	Dental software	Dental	Germany	MEUR 1.9	
	Tastitalia	Manufacturer of tailor-made touch panels, displays and keypads.	Systems Solutions	Italy	MEUR 12.2	
	Swallow	Distributor of dental consumables	Dental	UK	MGBP 3.9	
	Sendoline	Manufacturer of dental products	Dental	Sweden	MSEK 38	
ContacEZ product portfolio	Dental products	Dental	USA	MUSD 2.2		

OVERVIEW OF ACQUISITIONS 2021

Year	Company	Description	Type	Country	Sales at acquisition	Total sales MSEK
2021 ³	Kaniedenta ¹	Manufacturing and sales of dental consumables	Dental	Germany	MEUR 29	
	Rissmann Dental ¹	Prosthetics	Dental	Germany	MEUR 4.1	
	T.Freemantle	Manufacturer of cartooning and sleeving machinery	Systems Solutions	UK	MGBP 5.0	
	MultiOne	Manufacturer of mini loaders and attachments	Demolition & Tools	Italy	MEUR 27	
	Cleveland Cascades	Design and manufacture of bespoke dry bulk loading chutes	Systems Solutions	UK	MGBP 5.1	
	Kentzler-Kaschner	Distributor of dental products	Dental	Germany	MEUR 3.6	
	Medema	Distributor of dental products	Dental	Czech Republic	MCZK 26	
	Spinaclean	Develops and sells vacuum cleaners and pressure washers for high-level cleaning	Systems Solutions	UK	MGBP 5.8	
	Cangini Benne	Manufacturer of attachments for excavators and front loaders	Demolition & Tools	Italy	MEUR 35	
	ErgoPack's distributor in the US ²	Distributor of ErgoPack's products in the US	Systems Solutions	USA	MUSD 4.2	~2,000
	Elvärmeprodukter i Skellefteå	Distributor of heating products for floor, roof, ground and frost protection	Systems Solutions	Sweden	MSEK 38	
	DVG De Vecchi	Manufacturer and distributor of components for coffee machines	Systems Solutions	Italy	MEUR 16	
	Next Hydraulics	Manufacturing of telescopic cranes, mainly for light vehicles, and stabilizers for vehicles	Systems Solutions	Italy	MEUR 21	
	Bode Components	Manufacturer of safety products for elevators	Systems Solutions	Germany	MEUR 5	
	Anidem Computers	IT services for dental clinics	Dental	Sweden	MSEK 4	
	Easy Life International	Manufacturer of water purification and plant nutrition for aquariums.	Systems Solutions	Netherlands	MEUR 3.3	
	Truck-line	Manufacturer of high-end lightbars for trucks	Systems Solutions	Germany	MEUR 15	
	Zenith Dental ⁴	Distributor of dental products	Dental	Denmark	MDKK 21	
	Cenec Tavlebygg ⁴	Manufactures low voltage electrical supplies	Systems Solutions	Norway	MNOK 17	
	Cormidi ⁵	Manufacturer of mini dumpers and mini loaders	Demolition & Tools	Italy	MEUR 13	

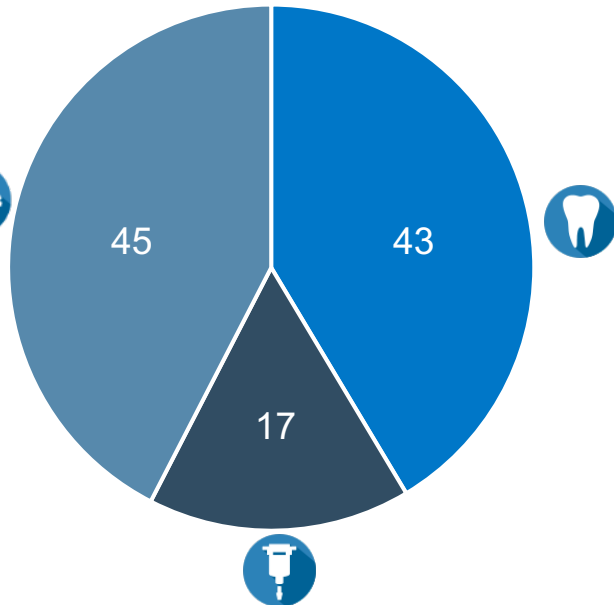
¹Announced in 2020. ²100% of the total sales are generated by Lifco's German subsidiary ErgoPack GmbH. ³ As of Q3 2021 Lifco only announces acquisitions through press releases with a total turnover of more than 10 MSEK. ⁴ Consolidated January 2022. ⁵ Consolidated March 2022.

OVERVIEW OF ACQUISITIONS 2022

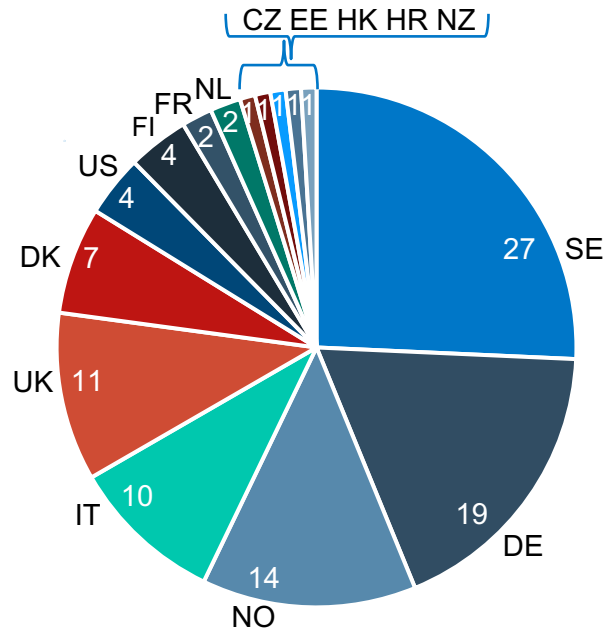
Year	Company	Description	Type	Country	Sales at acquisition	Total sales MSEK
2022	Specialists Alarm Services	Develops and manufactures staff attack and nurse call systems	Dental	UK	MGBP 3.9	
	BCC Solutions	Supplier of fiber equipment	Systems Solutions	FI	MEUR 11	
	Trevi Benne	Manufactures excavator tools and attachments	Demolition & Tools	IT	MEUR 37	~946
	Oslo Dental	Distributor of dental products	Dental	NO	MNOK 27	
	EFKA Holding	Manufactures customized aluminum frames	Systems Solutions	NL	MEUR 11.6	
	Condale Plastics	Manufactures bespoke plastic extrusions	Systems Solutions	UK	MGBP 18	

NUMBER OF ACQUISITIONS 2006–2022

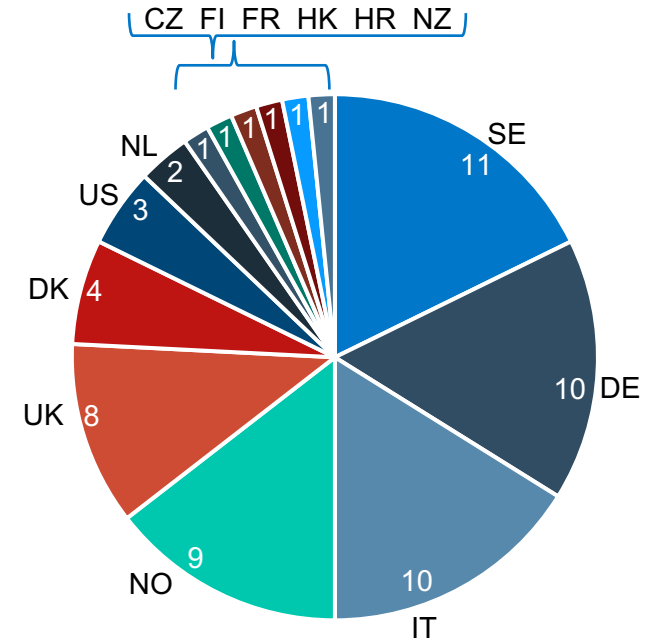
Segment split



Country split 2006-2022



Country split 2017-2022



FINANCIAL TARGETS

Growth in EBITA

- Organic growth in EBITA in excess of GDP growth in relevant geographies
- Acquisitions to add additional growth

EBITA/Capital employed¹

- More than 50%

Net debt/EBITDA

- Normally in the range 2–3x

Dividend policy as % of net profit

- Distribute 30–50% of net profit

¹Excluding goodwill and other intangible assets.

HIGHLIGHTS

Strong track record

- 13.7% annual sales growth rate 2006–2022 LTM
- 18.7% annual EBITA growth rate 2006–2022 LTM

Focus on profitability

- Good profitability is a prerequisite for sustainable growth

Strong market positions

- Strong market positions in the Nordic markets in the Dental segment (top 2–3) and Demolition & Tools segment (global #1)

Balance sheet target

- Net debt/EBITDA in the range of 2–3X

Cash flow

- Diversification and cash flow focus support low cyclical, Dental is essentially non-cyclical
- Strong cash flow and deleveraging capabilities
- Low required maintenance capex within the Group

Ownership

- Carl Bennet largest shareholder (50.2% of capital and 68.9% of votes) and committed long-term owner

LIFCO

A SAFE HAVEN FOR YOUR BUSINESS