

LIFCO

A SAFE HAVEN FOR YOUR BUSINESS

Presentation

Interim Report January–March 2021

23 April 2021

THE GROUP'S FINANCIAL PERFORMANCE

MSEK	Q121	Q120	Change	2021 LTM	2020	Change
Net sales	3,869	3,641	6.3% ¹	14,010	13,782	1.7% ²
EBITA ³	815	652	25.0%	2,865	2,702	6.0%
EBITA margin ³	21.1%	17.9%	3.2	20.5%	19.6%	0.9
Profit before tax	668	535	24.9%	2,341	2,207	6.0%
Net profit for the period	501	400	25.3%	1,786	1,685	6.0%
Operating cash flow	321	475	-32.4%	2,658	2,812	-5.5%
Earnings per share	5.43	4.36	24.5%	19.40	18.33	5.8%
Return on capital employed	20.5%	19.1%	1.4	20.5%	19.6%	0.9
Return on capital employed, excl. goodwill	151%	108%	43	151%	139%	12

¹ Organic growth of 2.4% in Q121.

² Organic growth of -5.8% in 2020.

³ Before acquisition costs.

No negative effects from the pandemic in Q1 2021.

THE BUSINESS AREAS' FINANCIAL PERFORMANCE

DENTAL						
MSEK	Q121	Q120	Change	2021 LTM	2020	Change
Net sales	1,339	1,171	14.3%	4,458	4,290	3.9%
EBITA*	303	241	25.7%	960	898	6.9%
EBITA margin*	22.6%	20.6%	2.0	21.5%	20.9%	0.6

DEMOLITION & TOOLS						
MSEK	Q121	Q120	Change	2021 LTM	2020	Change
Net sales	915	862	6.1%	3,287	3,234	1.6%
EBITA*	232	179	29.6%	803	750	7.1%
EBITA margin*	25.4%	20.8%	4.6	24.4%	23.2%	1.2

SYSTEMS SOLUTIONS						
MSEK	Q121	Q120	Change	2021 LTM	2020	Change
Net sales	1,615	1,608	0.4%	6,265	6,258	0.1%
EBITA*	309	262	17.9%	1,213	1,166	4.0%
EBITA margin*	19.1%	16.3%	2.8	19.4%	18.6%	0.8

* Before acquisition costs.

ACQUIRED VS ORGANIC EBITA GROWTH

MSEK	2020	2019	2018	2017	2016	2015
EBITA	2,702	2,523	2,168	1,732	1,377	1,186
EBITA from acquisitions	222	221	197	198	152	118
Growth %	9%	10%	11%	14%	13%	12%
Of which from previous year's acquisitions	115	43	124	68	16	27
Of which from current year's acquisitions	107	178	73	130	136	91
Organic EBITA growth %	0%	3%	10%	10%	3%	8%
FX EBITA growth %	-2%	3%	4%	1%	0%	3%
Acquired annualized EBITA ¹	152	287	110	223	204	107
Net debt/EBITDA	1.6	1.9	1.6	2.0	2.1	1.6

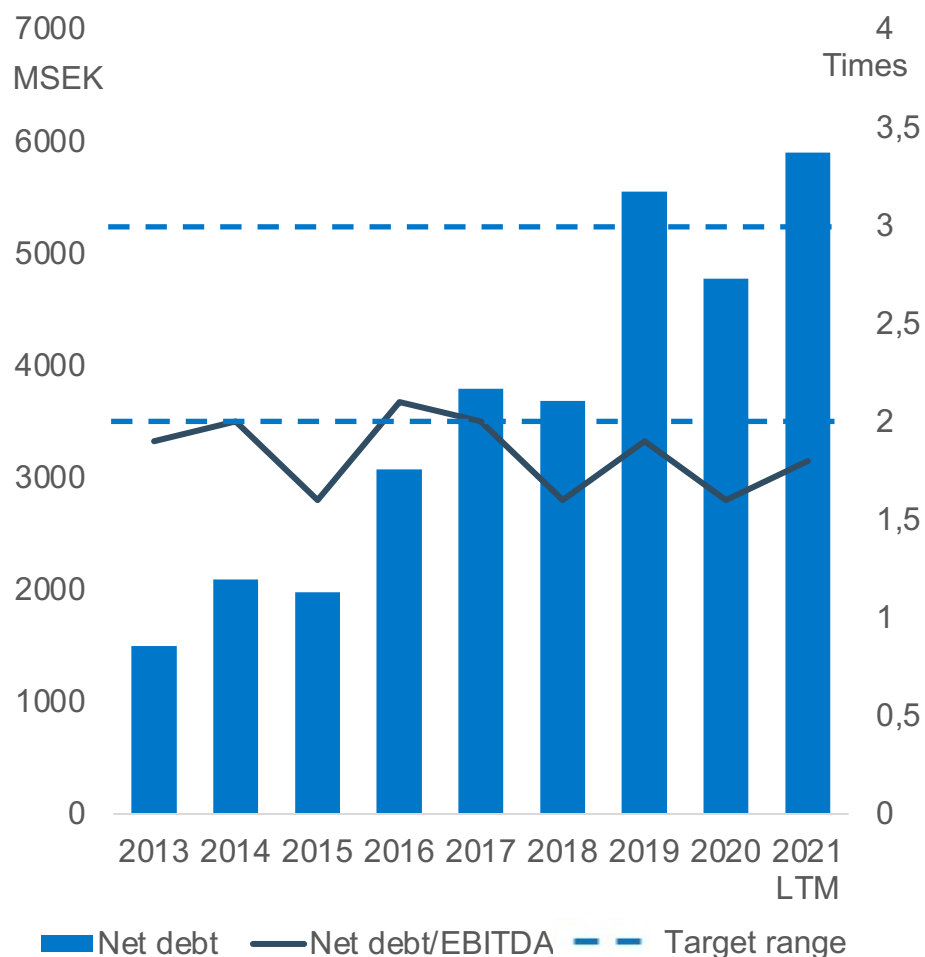
¹ Estimated EBITA if the businesses had been consolidated from 1 January.

EBITA is defined as operating profit before amortization and impairment of intangible assets arising from acquisitions.

As from 2019 net debt/EBITDA includes leasing according to IFRS 16.

NET DEBT DEVELOPMENT AND BALANCE SHEET

Net debt development

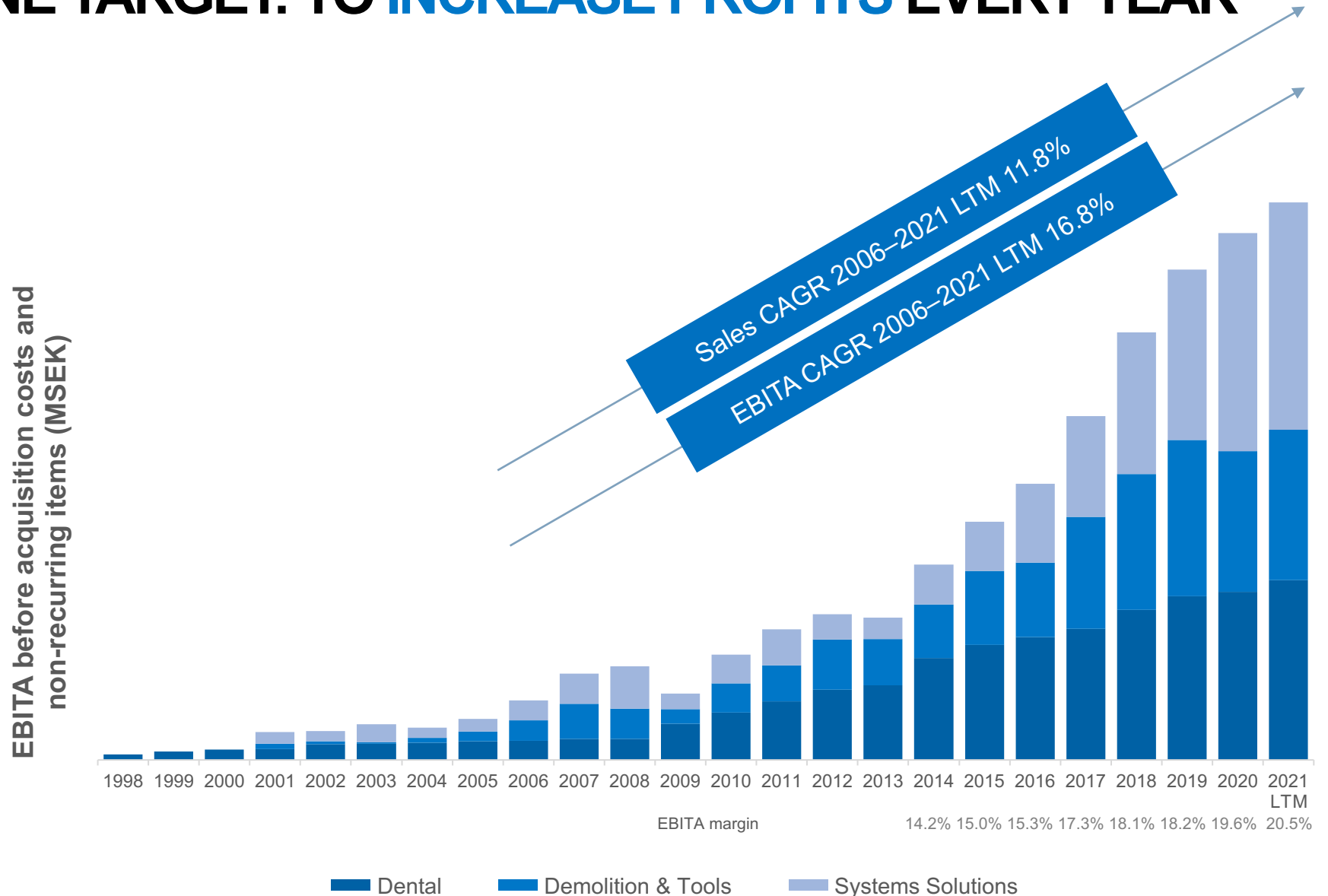


Balance sheet

MSEK	31 Mar 2021	31 Dec 2020	31 Mar 2020
Intangible fixed assets	13,085	11,610	12,255
Tangible fixed assets	1,732	1,504	1,604
Financial assets	223	199	205
Inventory	2,306	1,864	2,168
Accounts receivable	1,914	1,533	1,851
Other receivables	453	382	481
Cash and cash equivalents	1,266	1,170	714
Total assets	20,979	18,262	19,278
Shareholders' equity	9,499	8,676	8,594
Interest-bearing liabilities	5,871	4,960	5,872
Other liabilities and provisions	2,659	2,164	2,175
Accounts payable	1,052	796	998
Other short-term liabilities	1,898	1,666	1,639
Total equity and liabilities	20,979	18,262	19,278
Net debt	5,903	4,776	6,129
Net debt/EBITDA	1.8x	1.6x	2.1x
Capital employed excl. goodwill and other intangible assets	1,899	1,938	2,388
ROCE excl. goodwill and other intangible assets	151%	139%	108%
Capital employed incl. goodwill and other intangible assets	13,981	13,812	13,560
ROCE incl. goodwill and other intangible assets	20.5%	19.6%	19.1%

As from 2019 net debt/EBITDA includes leasing according to IFRS 16.

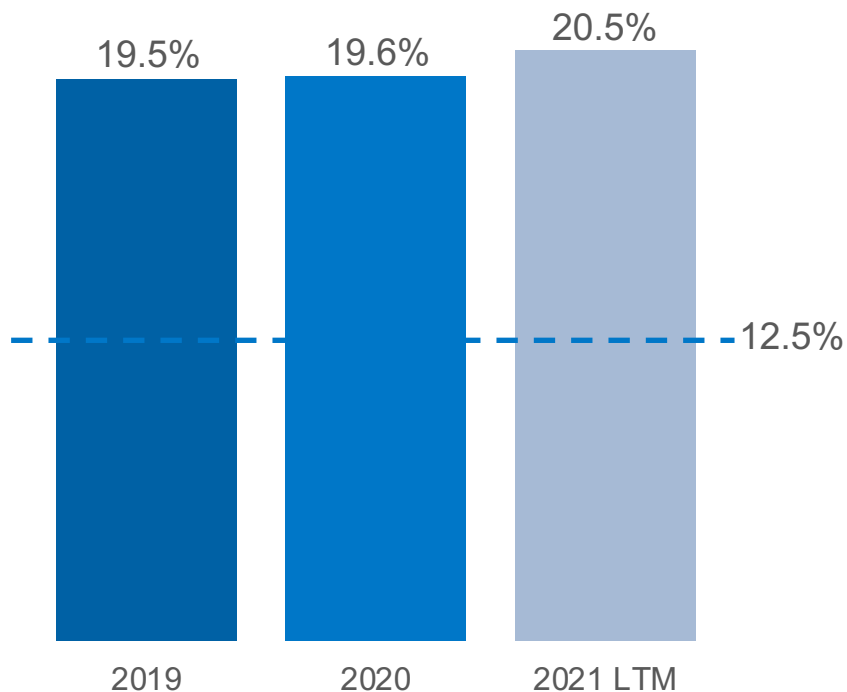
ONE TARGET: TO INCREASE PROFITS EVERY YEAR



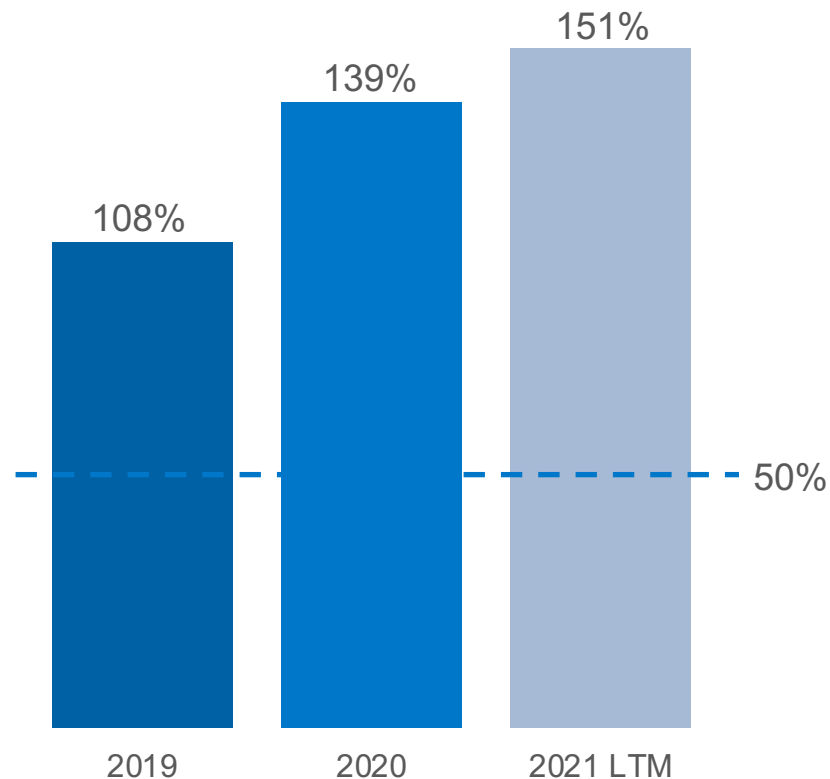
Note: IFRS accounting since 2012, prior years Swedish GAAP.

CAPITAL EMPLOYED

ROCE including goodwill
and other intangible assets



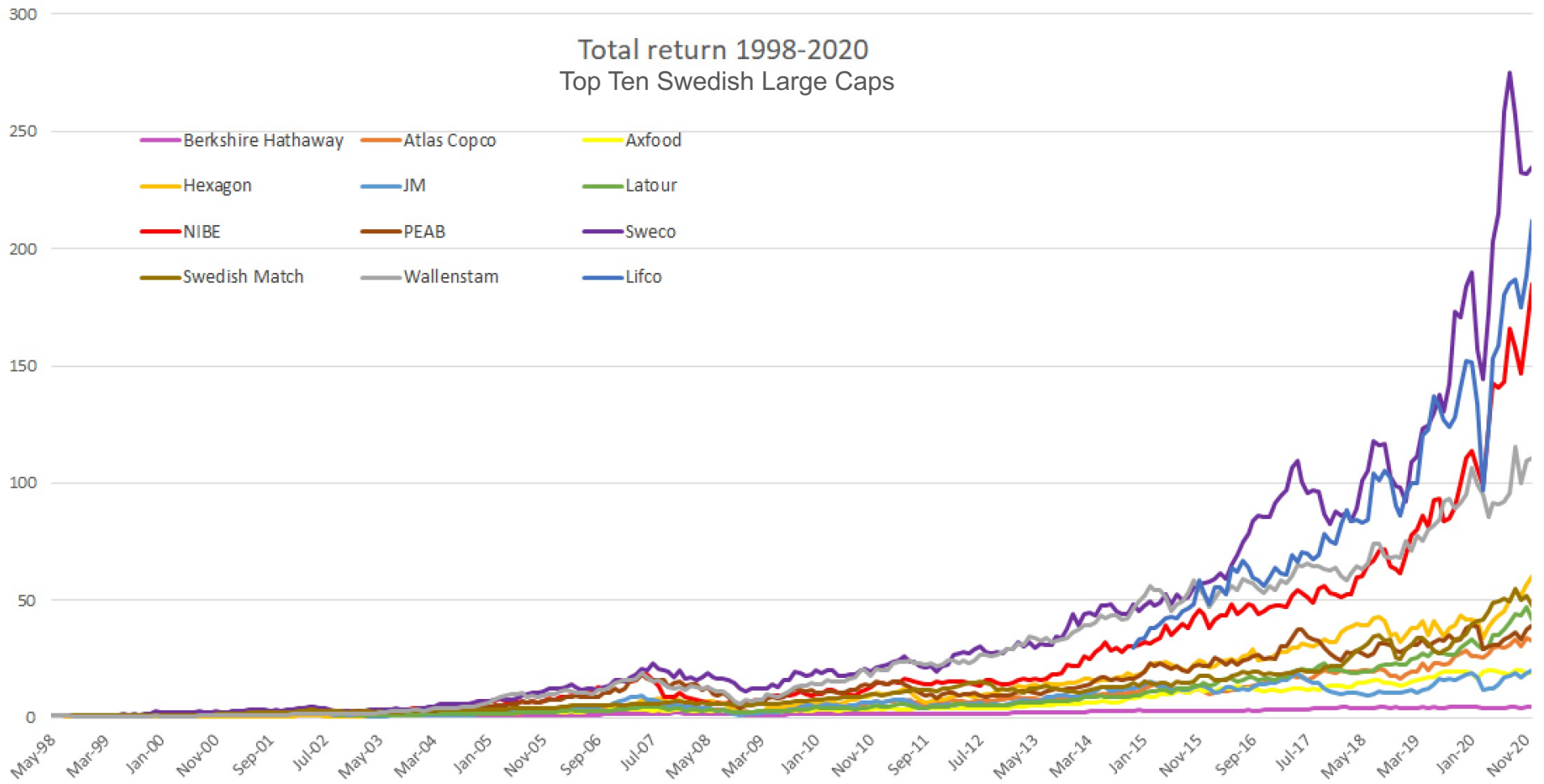
ROCE excluding goodwill
and other intangible assets



— — Target ranges

ROCE has been negatively impacted by the implementation of IFRS 16 as of 1 January 2019.

LIFCO 22 YEARS



*Gross returns (Factset definition), dividends re-invested, spin-off treated as dividend

Erik Cassel, ABG Sundal Collier

MANAGEMENT AND CHAIRMAN



Per Waldemarson

CEO

Started at Lifco 2006

Born: 1977

Education

- MSc in Business Administration, Stockholm School of Economics

Experience

- Management Consultant at Bain & Co 2002–2006
- MD of Brokk 2006–2009
- President of the Dental business area since 2009

Own and related parties' holdings as of 31 March 2020

102,700 Class B shares + 22,000 Class B shares through Pension Scheme



Therése Hoffman

CFO

Started at Lifco 2007

Born: 1971

Education

- International Marketing, Mälardalens Högskola

Experience

- CFO Nordenta 2007–2011
- CFO of Lifco since 2011

Own and related parties' holdings as of 31 March 2020

300 Class B shares



Martin Linder

Head of Business Area Systems Solutions

Started at Lifco 2009

Born: 1972

Education

- MSc in Material physics and PhD in Solid state electronics, KTH Royal Institute of Technology

Experience

- CEO Proline Group 2016–2019
- CEO Leab Group 2008–2016
- Various management positions in Note 2003–2008

Own and related parties' holdings as of 31 March 2020

39,600 Class B shares + 9,150 Class B shares through Pension Scheme



Ingvar Ljungqvist

Head of Acquisitions

Started at Lifco 2015

Born: 1960

Education


- MSc in Aeronautical Engineering, KTH Royal Institute of Technology

Experience

- Pareto, SEB-Enskilda New York, IBM, Boeing

Own and related parties' holdings as of 31 March 2020

54,300 Class B shares + 6,000 through Pension Scheme



Carl Bennet

Chairman

Born: 1951

Other assignments

- Chairman and main owner of Getinge and Elanders
- Member of the Board of Arjo, Holmen and L E Lundbergföretagen

Holdings via companies as of 31 March 2020

6,075,970 Class A shares
39,437,290 Class B shares

LIFCO DEVELOPS LEADING NICHE COMPANIES

LIFCO

Sales 2021 LTM: 14,010 MSEK
EBITA 2021 LTM: 2,865 MSEK

Dental



Demolition & Tools



Systems Solutions



Leading distributors of dental products in Nordics and Germany

Sales 2021 LTM:	4,458 MSEK	<u>% of EBITA¹</u>
EBITA 2021 LTM:	960 MSEK	32%



Leading producers of demolition robots and attachments for excavators and cranes

Sales 2021 LTM:	3,287 MSEK	<u>% of EBITA¹</u>
EBITA 2021 LTM:	803 MSEK	27%



Wide range of leading systems solutions providers

Sales 2021 LTM:	6,265 MSEK	<u>% of EBITA¹</u>
EBITA 2021 LTM:	1,213 MSEK	41%

¹ Excluding HQ costs.

A SAFE HAVEN FOR YOUR BUSINESS

Lifco is a long-term owner

- Lifco basically never sells a company

The business stays independent and local

- All decisions taken at local management level
- No forced synergies or integration
- Lifco has never moved a business

Incremental and continuous development

- No big shake-outs. We look for stable growth of profits

Long-term managers and employees

- Our culture is based on simplicity, common sense and minimized bureaucracy
- Lifco's employees tend to stay on forever

DECENTRALIZED **PROFIT-ORIENTED** CULTURE

Right person in the right position

- Motivated managers who deliver results

Continuous pricing optimization

- Focus on customers with potential for sustainable profit growth

Optimized management structure

- Focus on value adding personnel and minimized bureaucracy

Outsourced non-core functions

- Focus on the value creating parts of the business

Cash flow in focus

- Strong cash flow also in growth phases

Long-term perspective

- Investments in value creating activities to secure long-term profit growth

SUSTAINABILITY AN INTEGRATED PART OF OUR BUSINESS STRATEGY

Invest in niche companies with a sustainable business model

UN Global Compact signatory

Code of Conduct

All subsidiaries must apply

All employees must be informed

Sustainability part of our due diligence process

Any deviation to the Code of Conduct is reported to senior management

Whistleblower system implemented

Increased focus on ESG measurements and follow-ups

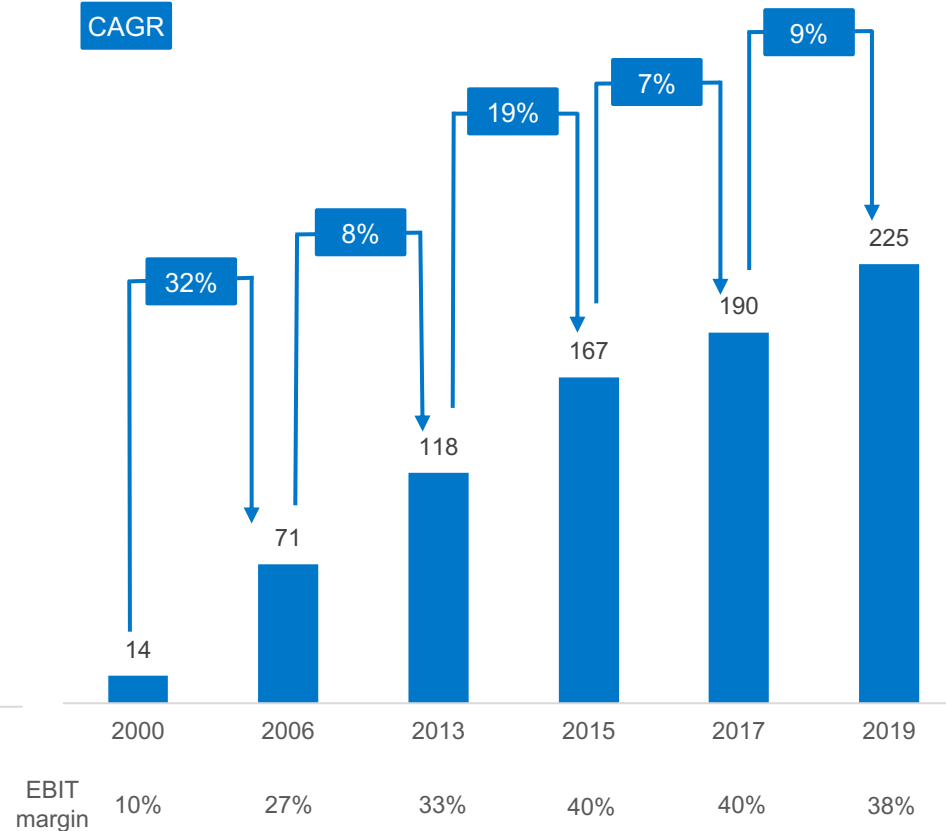
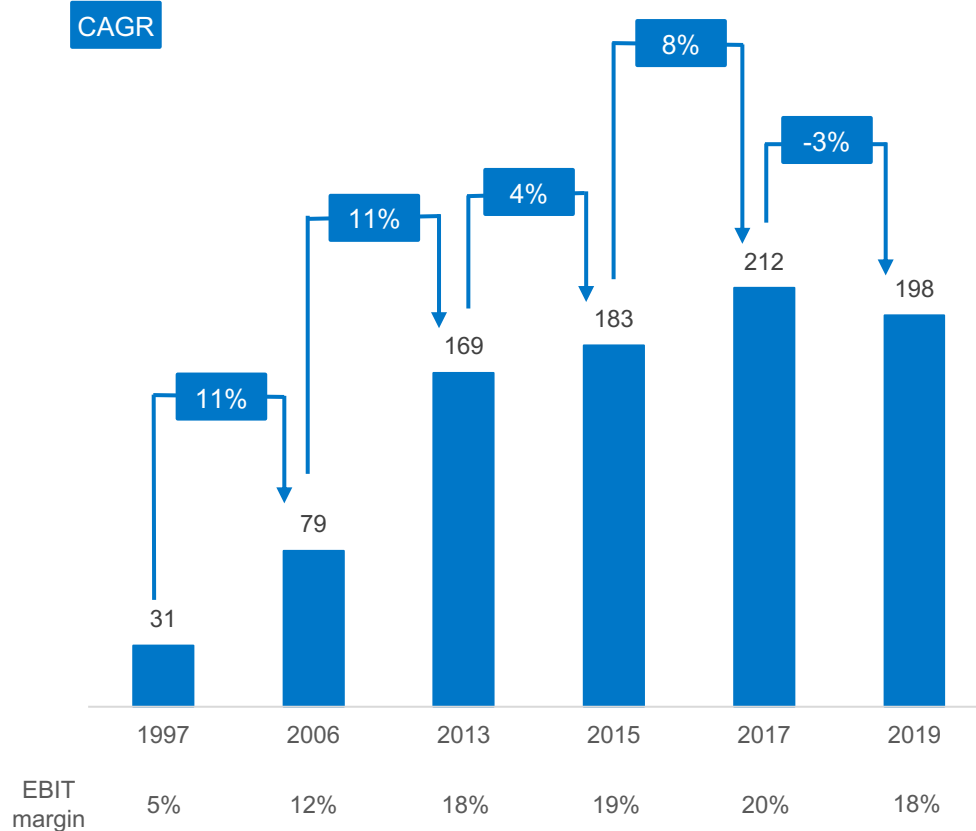
EXAMPLES OF ORGANIC DEVELOPMENT

Dental¹ – EBIT (MSEK) and organic EBIT growth

Brokk² – EBIT (MSEK) and organic EBIT growth

CAGR

CAGR



¹ Companies included: Nordenta, DAB Dental, Dansk Nordenta, LIC Scadenta and Directa.

² Refers to Brokk AB.

GEOGRAPHIC FOOTPRINT

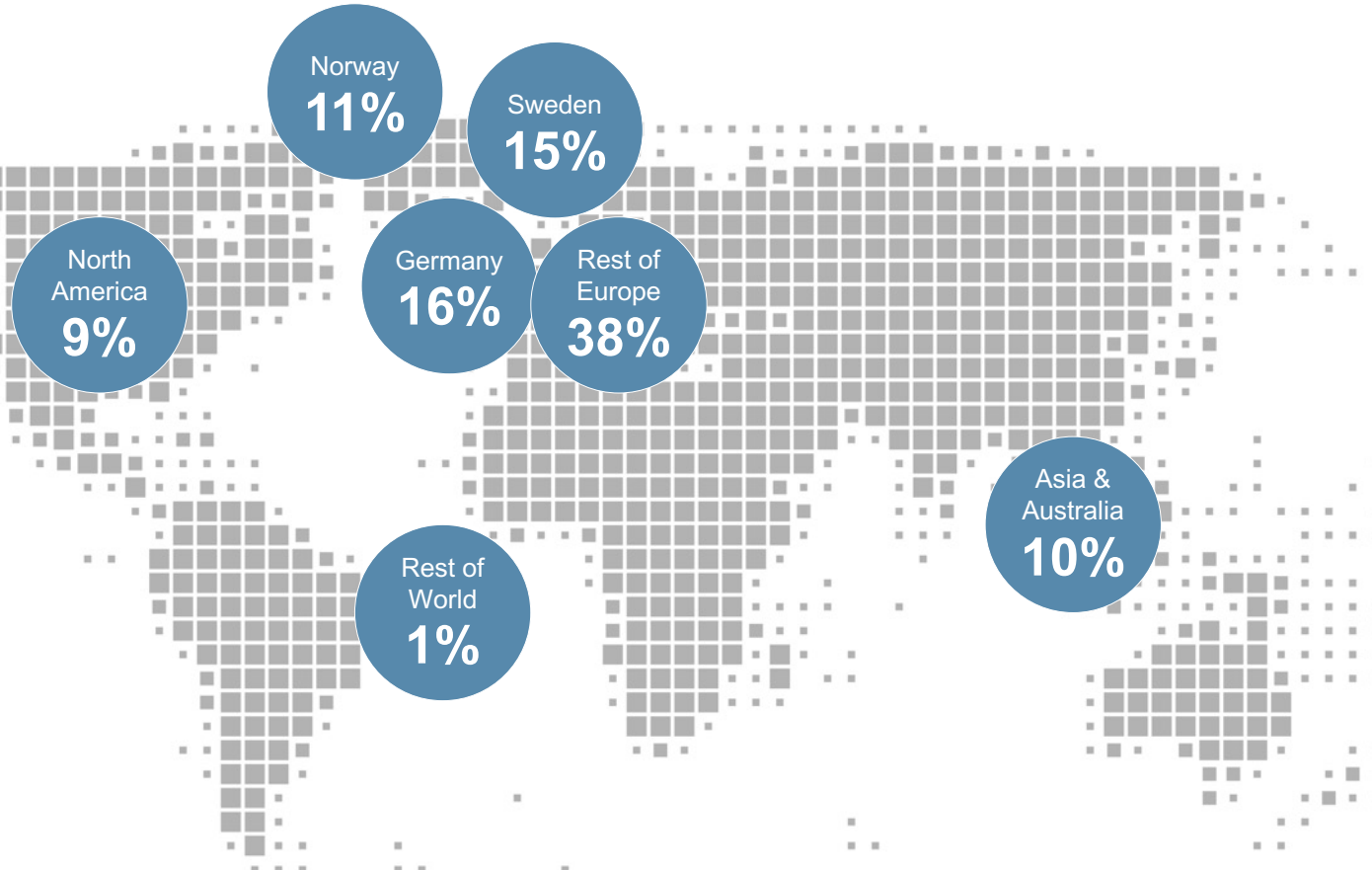
Dental



Demolition & Tools

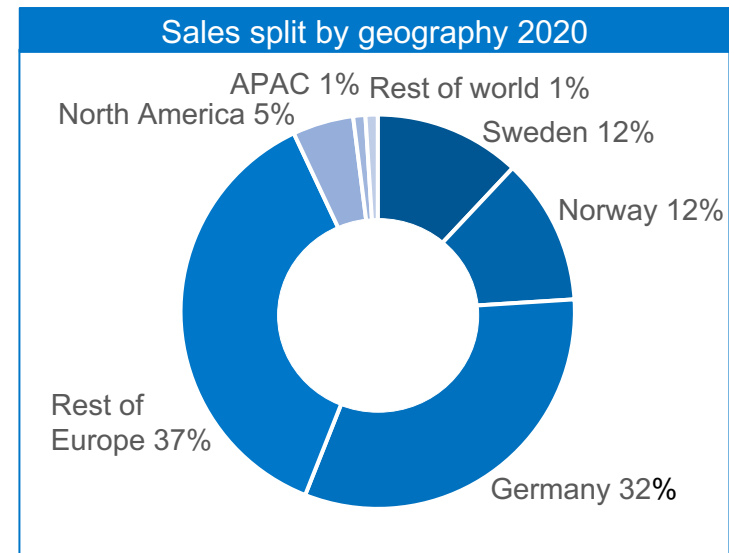
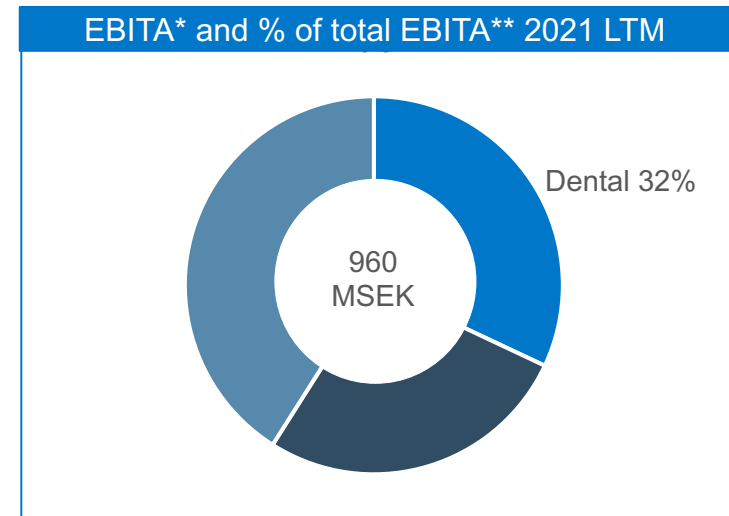
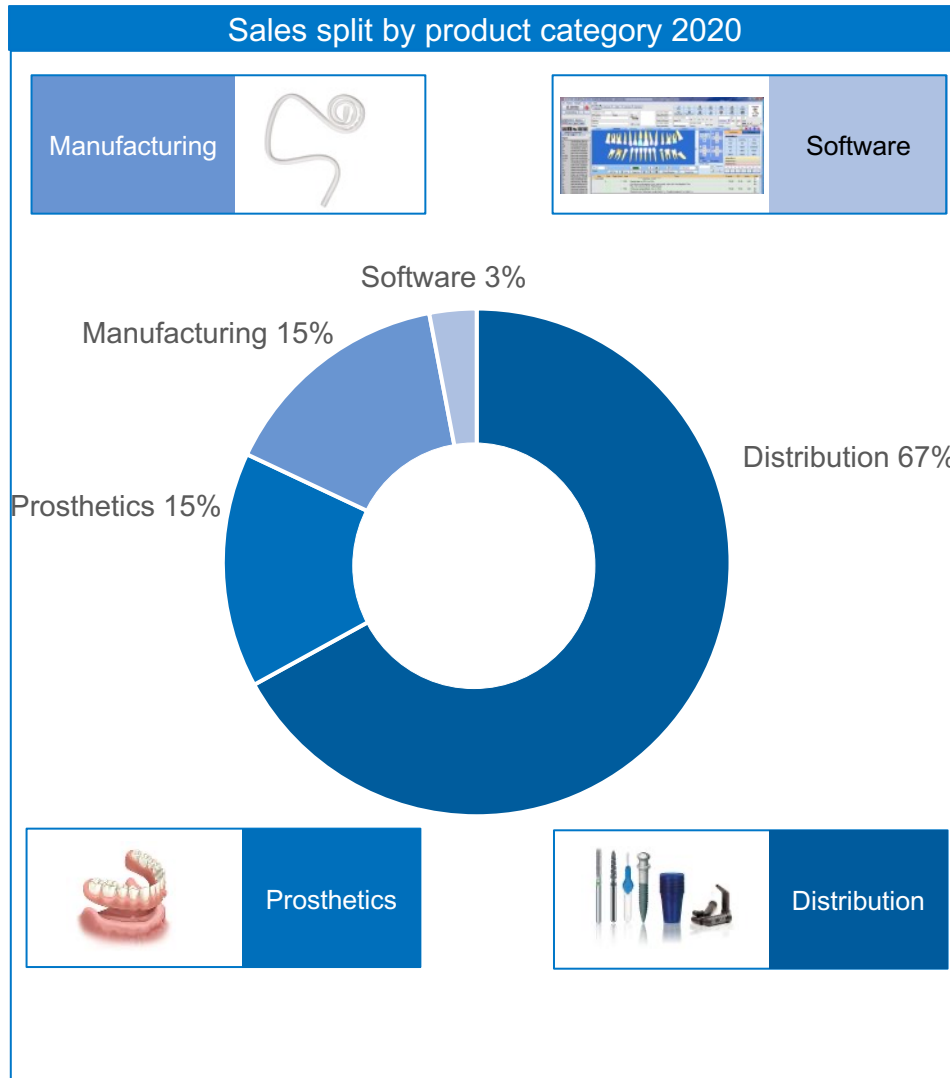


Systems Solutions



Note: Geographic split financial year 2020.

DENTAL























*Before acquisition costs and non-recurring items. **Excluding HQ costs.

STRONG Foothold IN KEY MARKETS



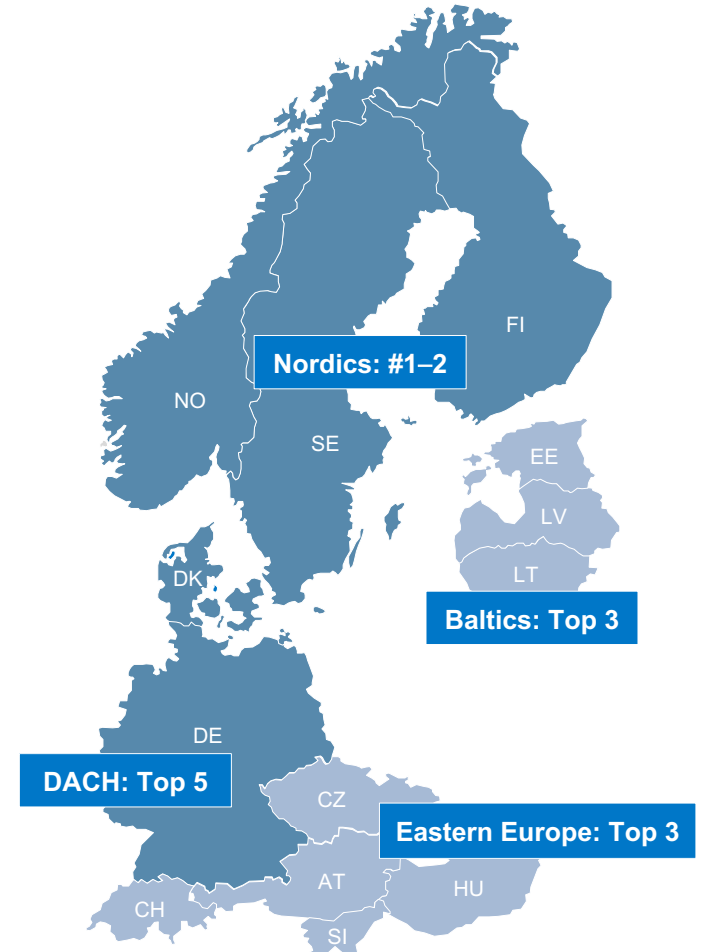
Lifco's dental market presence and example of brands used in different markets

	 Sweden	 Norway	 Denmark	 Finland	 Germany	 Rest of Europe	
Distribution of consumables	✓	✓	✓	✓	✓	✓	
Distribution of equipment	✓	✓	✓	✓		✓	
Prosthetics		✓			✓		
Software	✓		✓		✓		
Examples of Lifco brands	  	 	 		  	  	

Manufacturing     

Note: Estimated by Lifco.

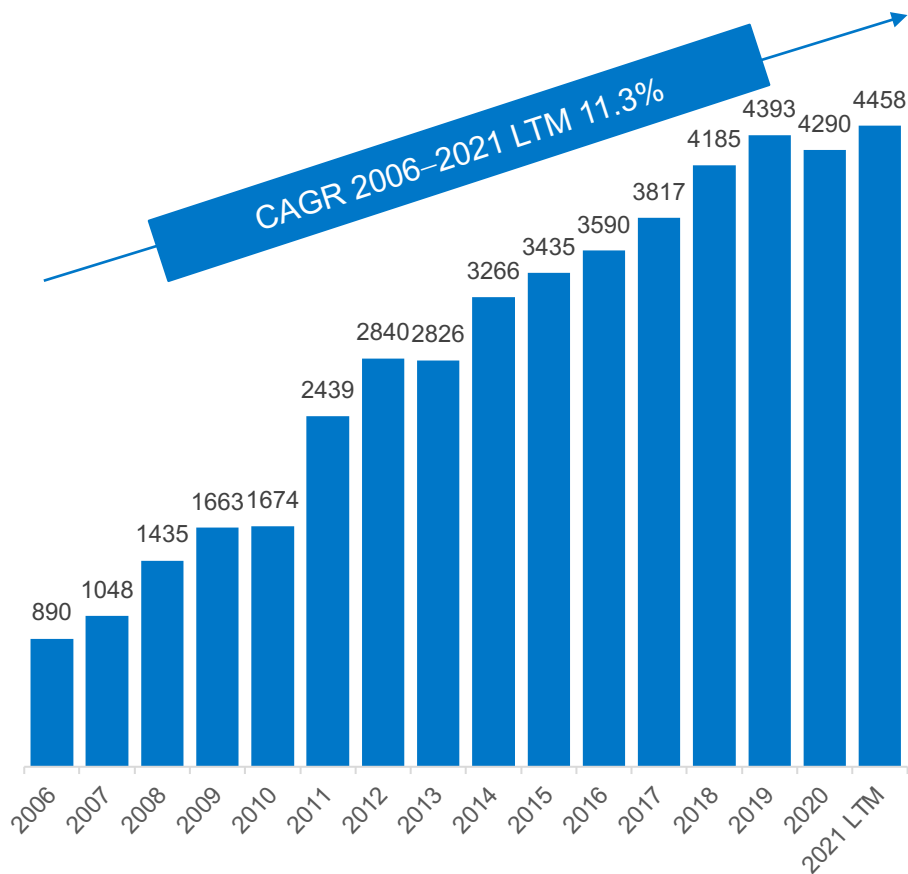
Lifco's market positions within dental consumables



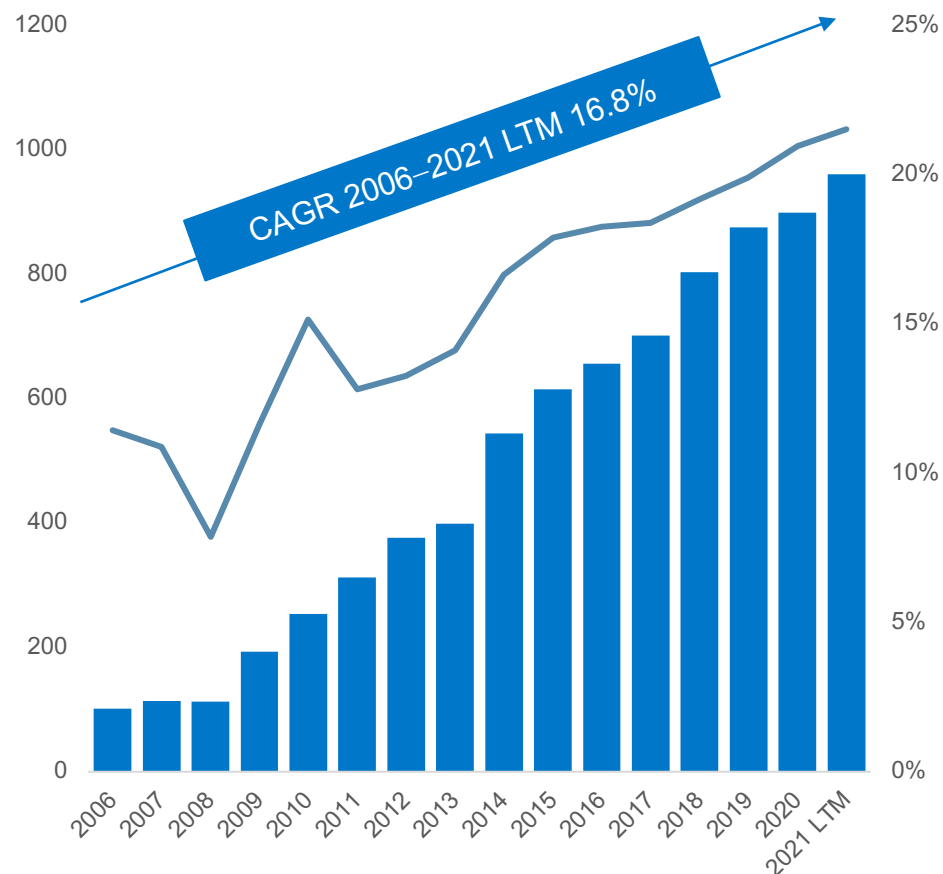
DENTAL FINANCIAL OVERVIEW



Sales (MSEK)

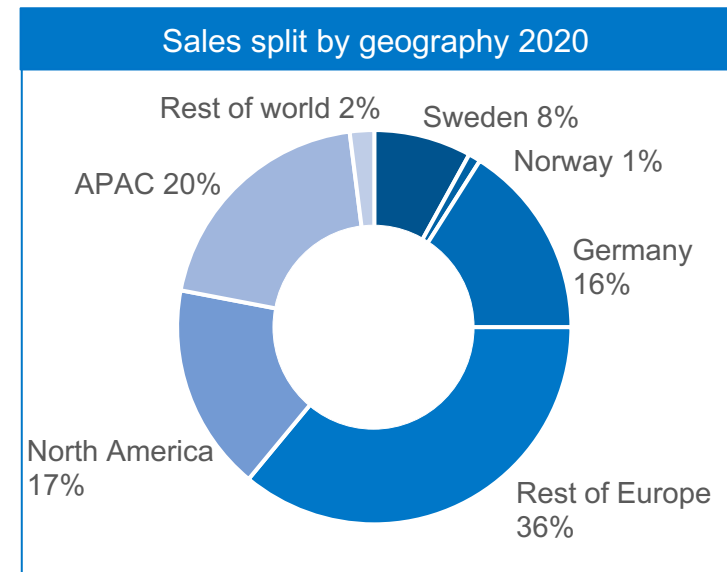
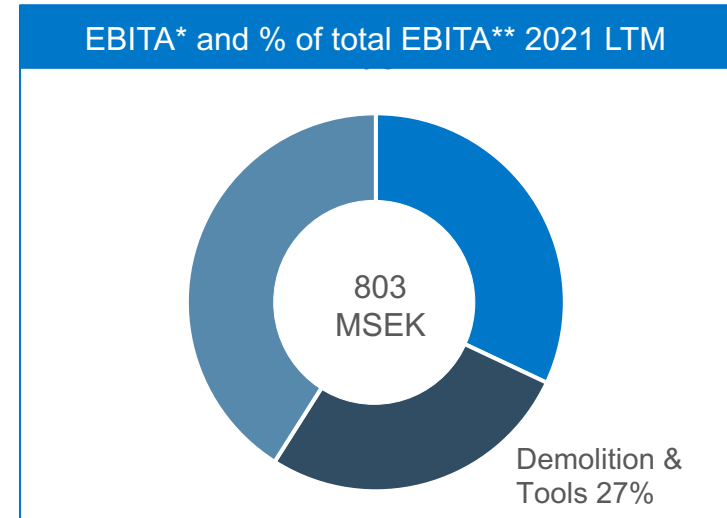
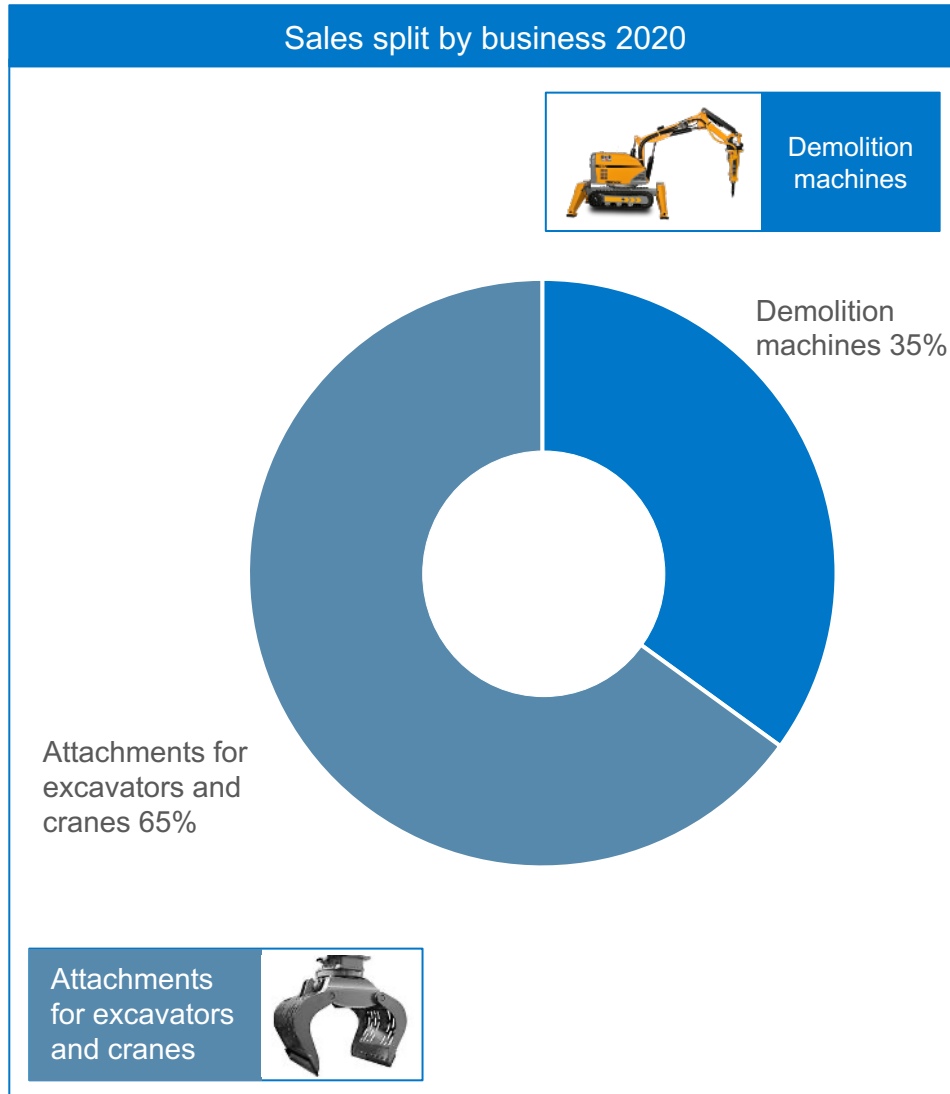


EBITA (MSEK) and EBITA margin



■ EBITA before acquisition costs and non-recurring items, MSEK
— EBITA margin, %

DEMOLITION & TOOLS

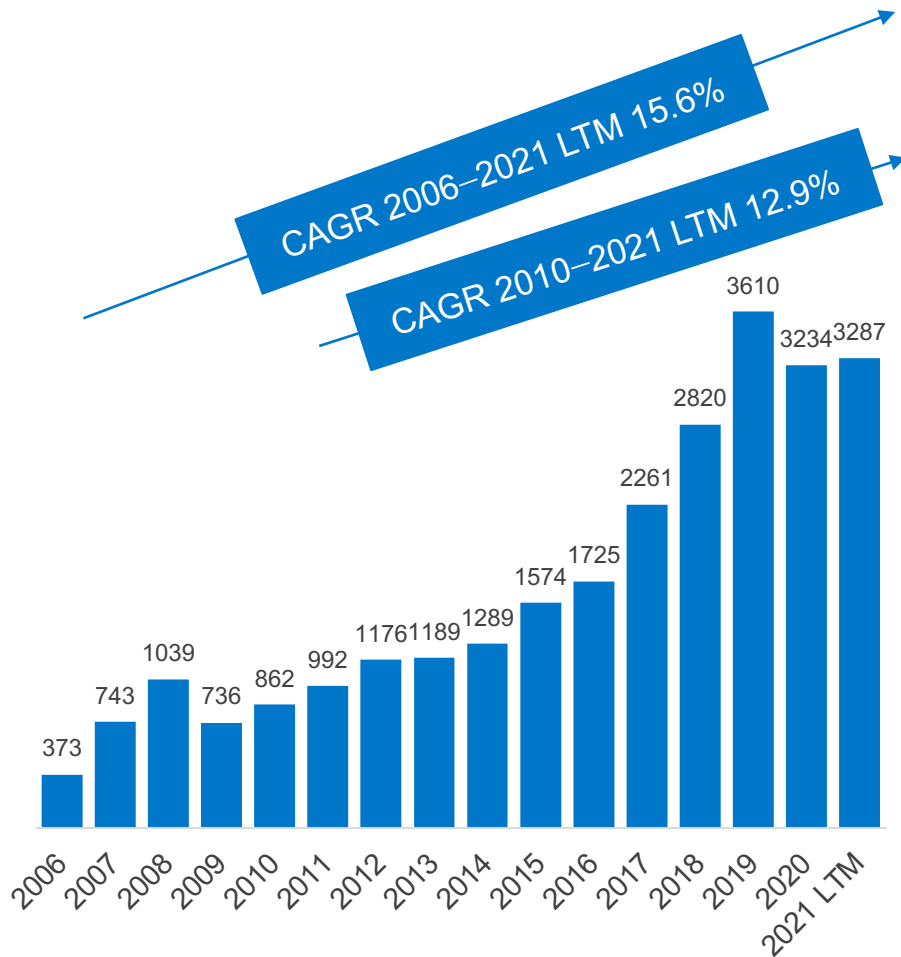


*Before acquisition costs and non-recurring items. **Excluding HQ costs.

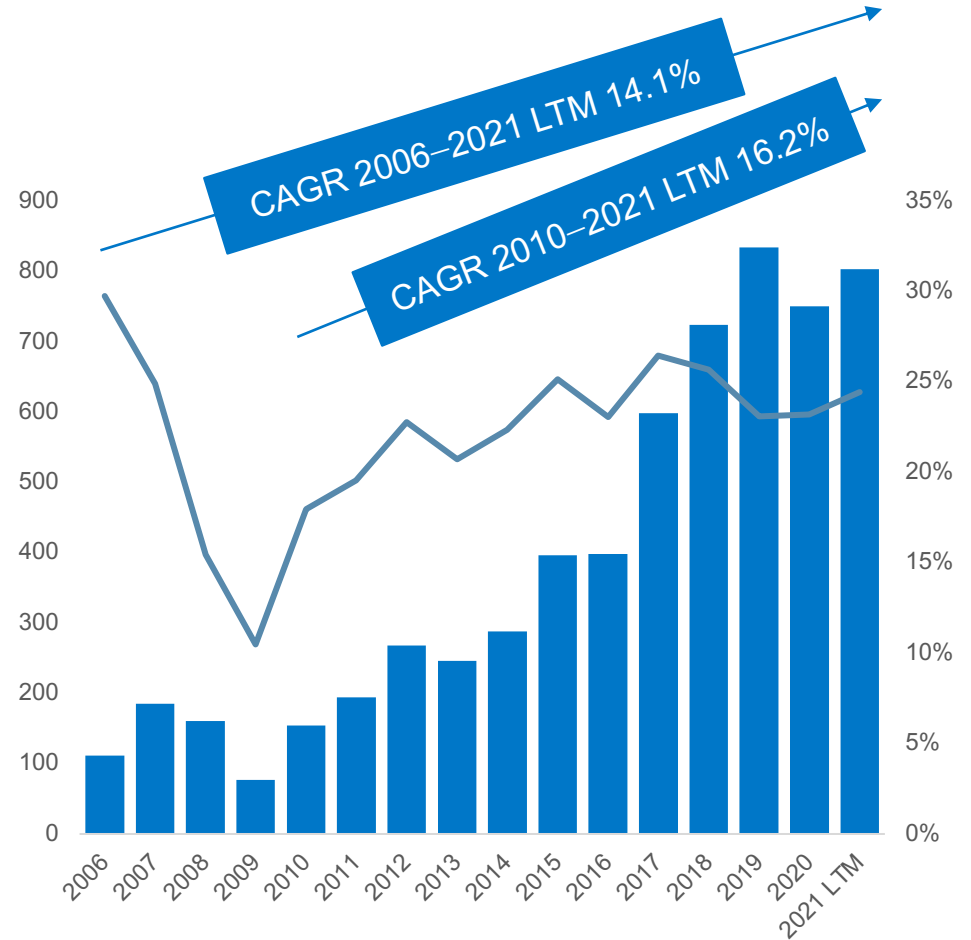
DEMOLITION & TOOLS FINANCIAL OVERVIEW



Sales (MSEK)



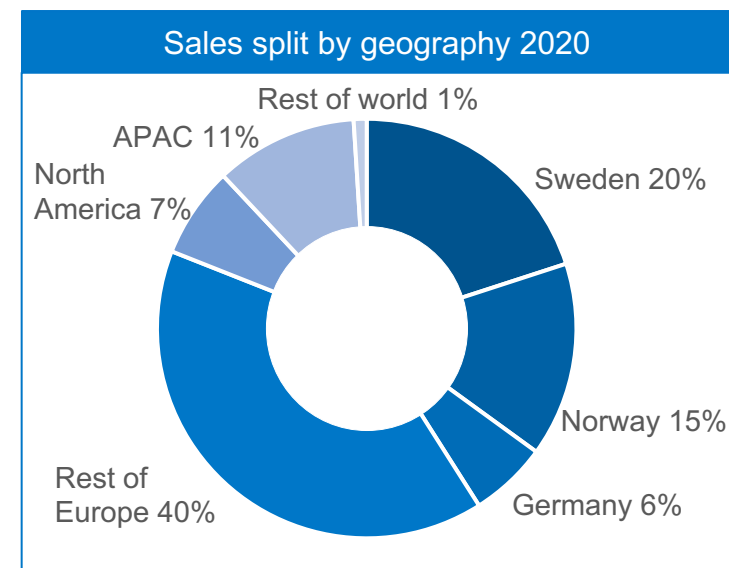
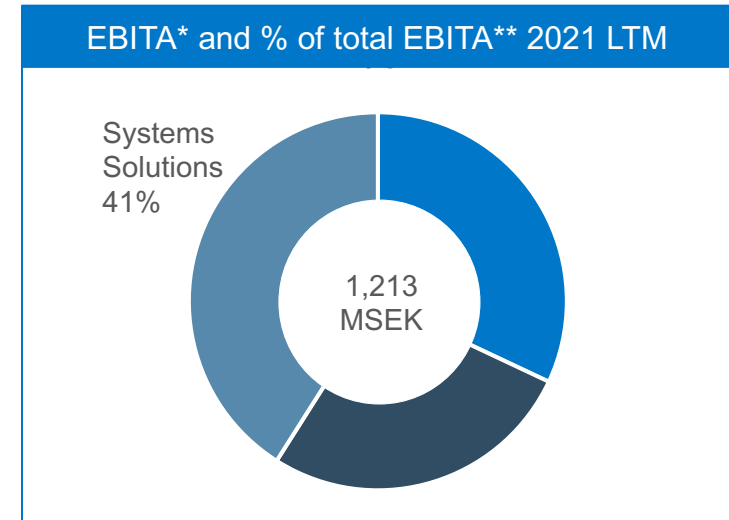
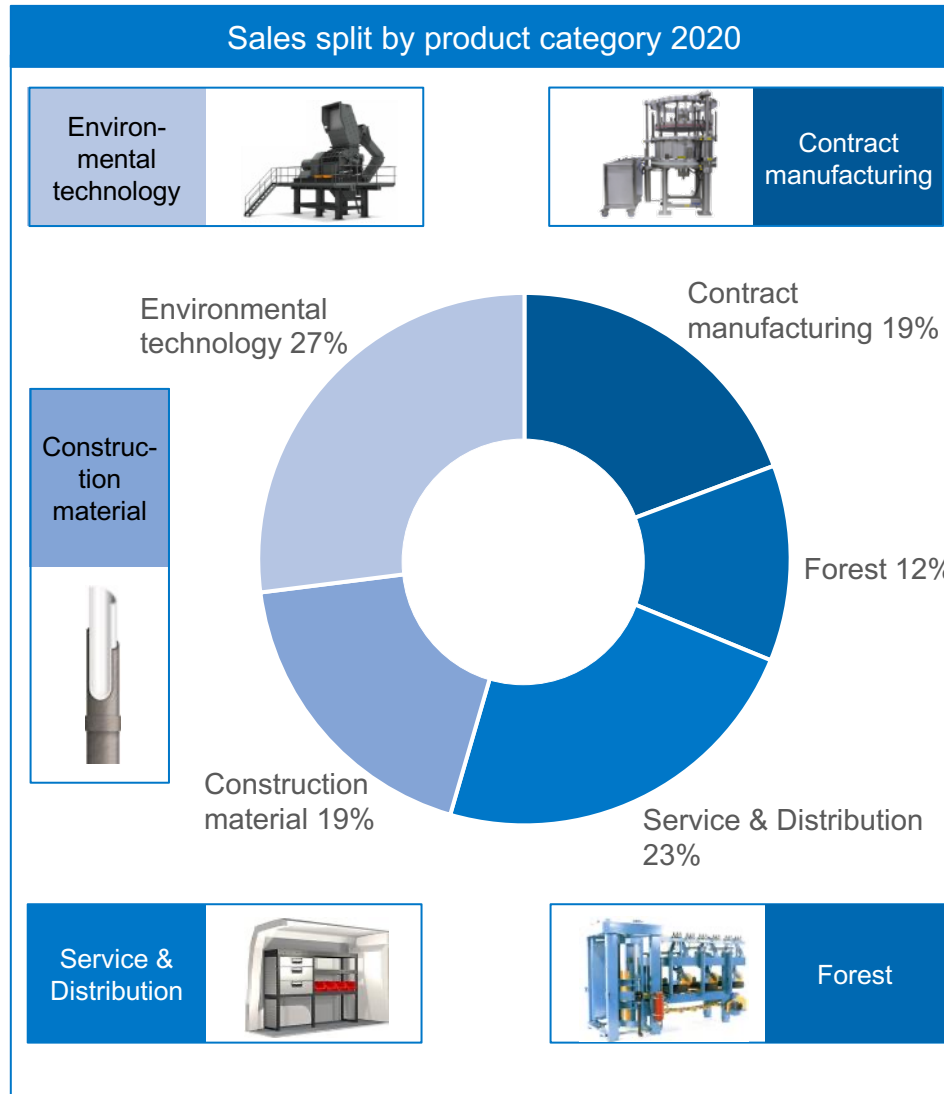
EBITA (MSEK) and EBITA margin



■ EBITA before acquisition costs and non-recurring items, MSEK

— EBITA margin, %

SYSTEMS SOLUTIONS

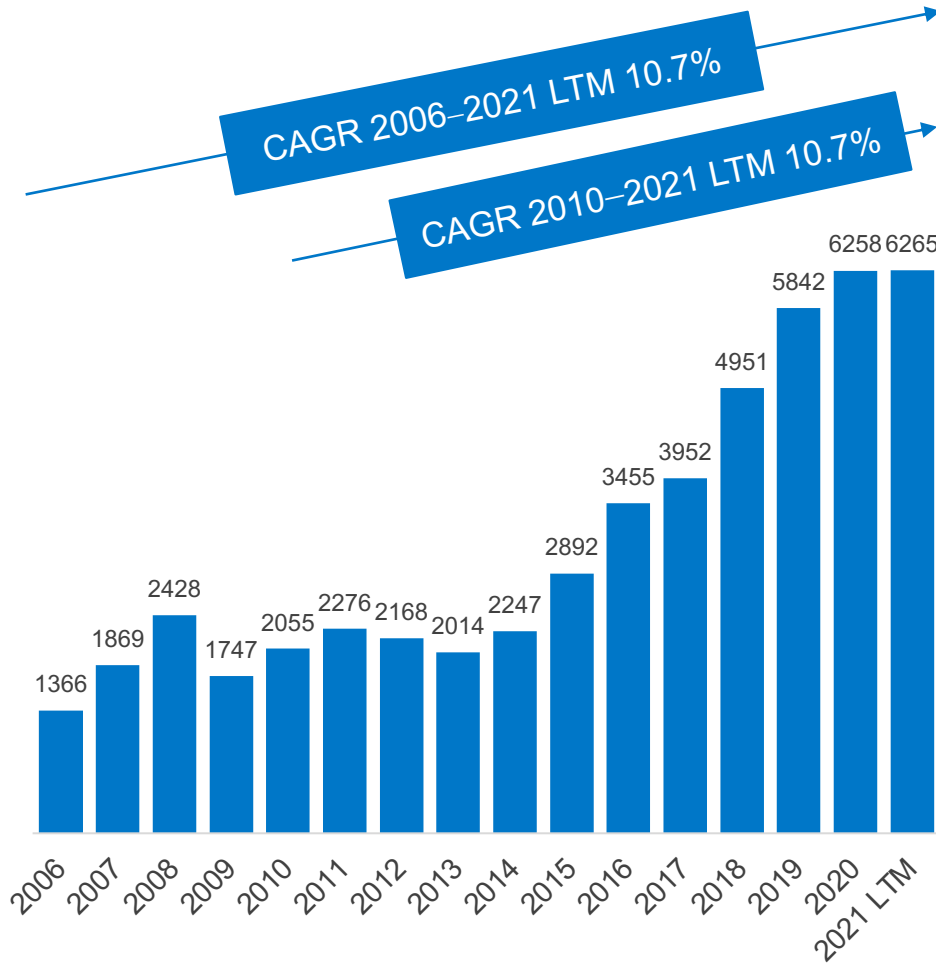


*Before acquisition costs and non-recurring items. **Excluding HQ costs.

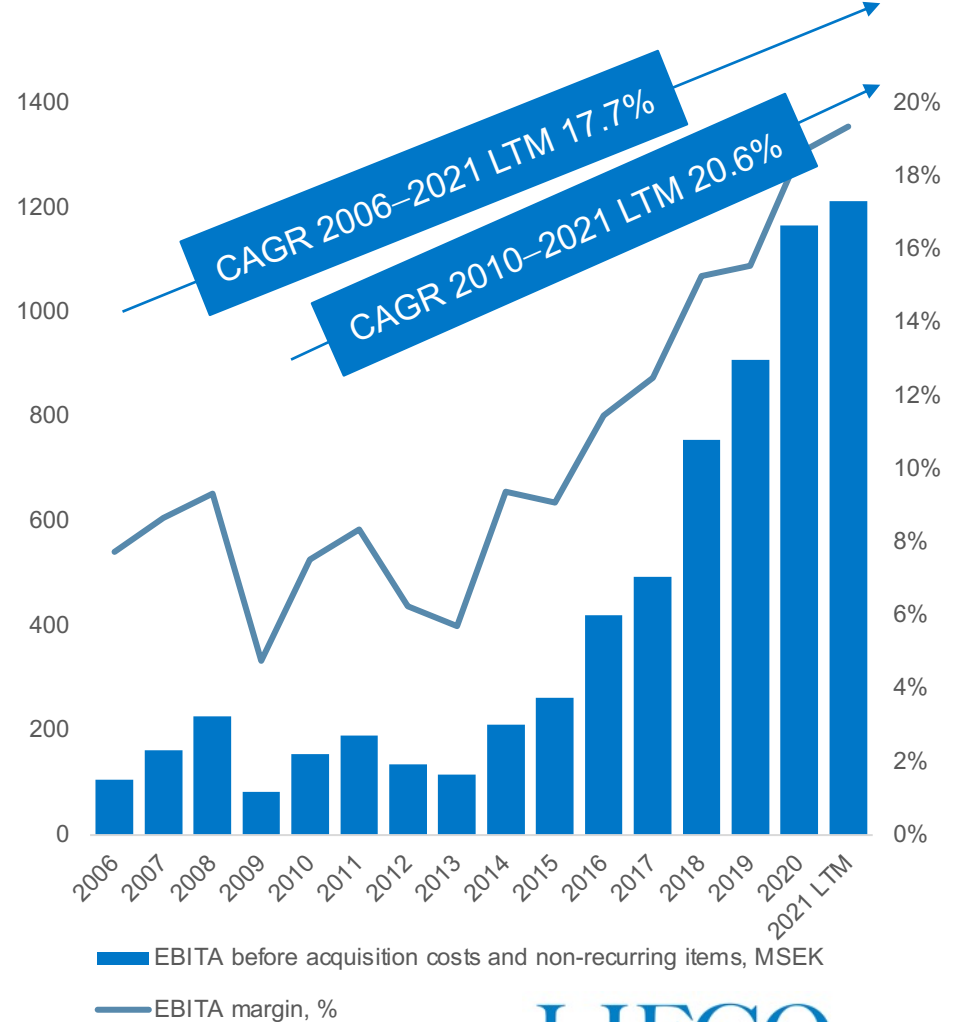
SYSTEMS SOLUTIONS FINANCIAL OVERVIEW



Sales (MSEK)

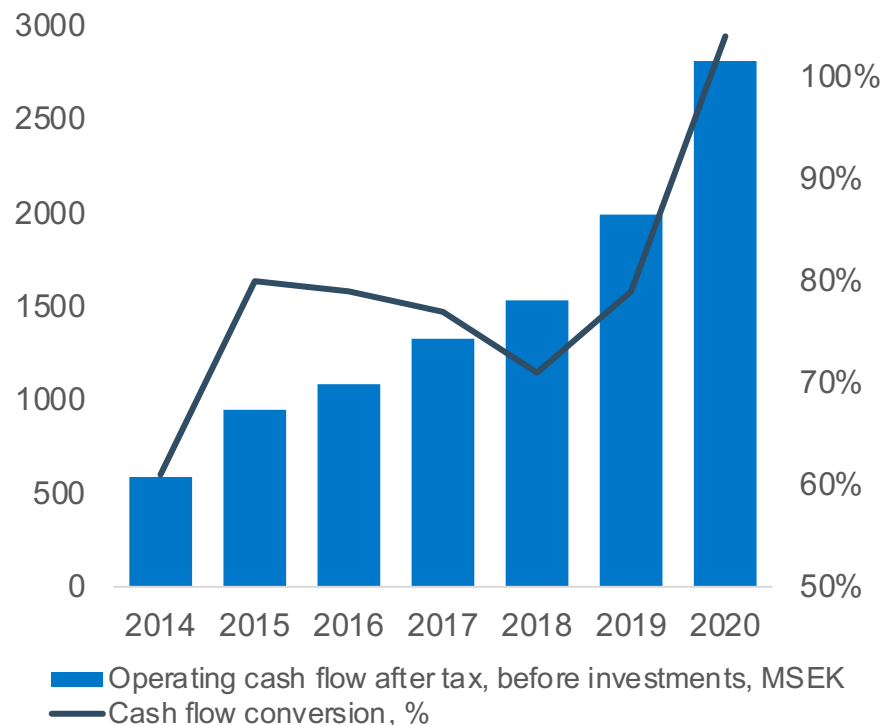


EBITA (MSEK) and EBITA margin



STRONG CASH FLOW GENERATION

Operating cash flow after tax, before investments¹

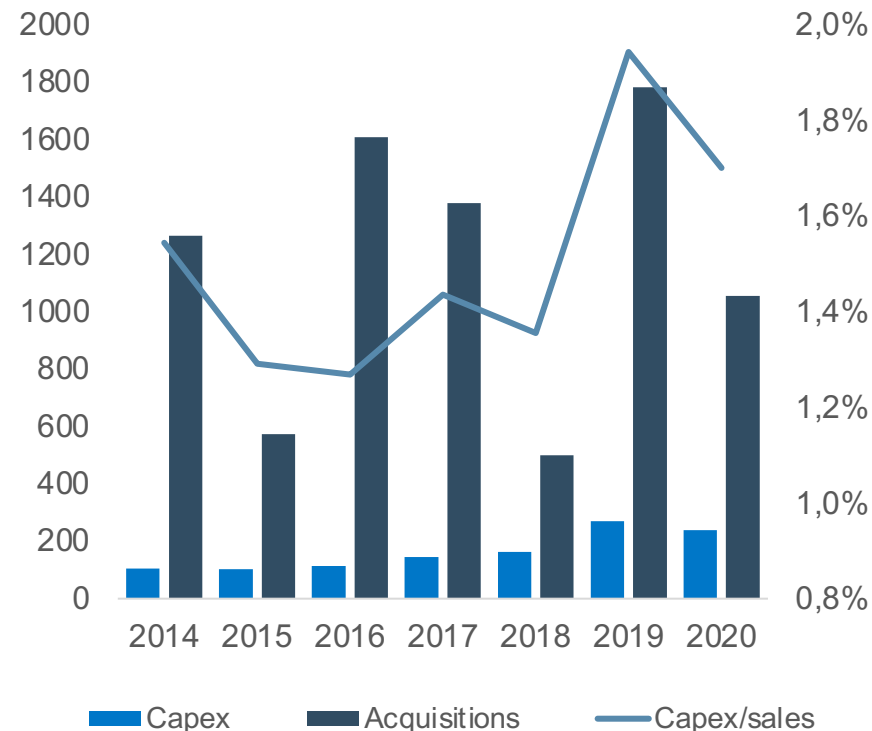


- High cash conversion as a result of focus on asset light operations combined with tight control of working capital.

¹ Cash flow conversion defined as operating cash flow after tax divided by EBITA before acquisition costs.

² Refers to investments in tangible fixed assets.

Capex and acquisitions²



- Low required maintenance capex within the Group.
- Due to outsourcing of a large share of basic manufacturing, investments in subsidiaries with own production can be minimized.

OVERVIEW OF ACQUISITIONS 2006–2012

Year	Company	Description	Type	Country	Sales at acquisition	Total sales MSEK
2006	Darda	Producer of attachments for demolition robots	Demolition & Tools	Germany	MEUR 8	132
	Dental Prime	Distributor of dental equipment and services	Dental	Finland	MEUR 3	
	Elektronikprodukter i Järlåsa	Producer of high quality electronics	Systems Solutions	Sweden	MSEK 30	
2007	Hekotek	Producer of sawmill equipment	Systems Solutions	Estonia	MEUR 13	1,328
	Kinshofer	Producer of tools for excavators and cranes	Demolition & Tools	Germany	MEUR 66	
	Oriola Dental	Distributor of consumables and equipment	Dental	Finland	MEUR 45	
	Plass Data Dental	Producer of IT-systems for dental clinics	Dental	Denmark	MDKK 7	
	Proline	Relining of plumbing systems	Systems Solutions	Sweden	MSEK 120	
	Safe Dental	IT services to dental clinics	Dental	Sweden	MSEK 2	
	Zetterströms Rostfria	Producer of quality products in stainless steel	Systems Solutions	Sweden	MSEK 50	
2008	Endomark	Distributor of consumables and equipment	Dental	Sweden	MSEK 9	184
	Tevo	Producer of interiors for vehicles	Systems Solutions	UK	MGBP 8	
	XO Care Denmark A/S	Distributor of dental equipment and services	Dental	Denmark	MDKK 77	
2009	Aponox	Producer of tools for excavators and cranes	Demolition & Tools	Finland	-	53
	Ellman Produkter	Distributor of consumables	Dental	Sweden	MSEK 43	
	Interdental	Distributor of prosthetics	Dental	Norway	MSEK 10	
2010	ATC	Distributor of Brokk machines	Demolition & Tools	France	MEUR 5	48
2011	EDP	Distributor of consumables and equipment	Dental	Germany	MEUR 119	1,460
	NETdental	Distributor of consumables	Dental	Germany	MEUR 20	
	RF-System	Producer of tools for excavators and cranes	Demolition & Tools	Sweden	MSEK 80	
	Wintech	Producer of high quality electronics	Systems Solutions	Sweden	MSEK 125	
2012	Ahlberg Cameras	Producer of camera systems for the nuclear industry	Demolition & Tools	Sweden	MSEK 73	73

OVERVIEW OF ACQUISITIONS 2014–2016

Year	Company	Description	Type	Country	Sales at acquisition	Total sales MSEK
2014	MDH	Producer of dental prosthetics	Dental	Germany	MEUR 44	400
2015	Auger Torque	Producer of earth drills	Demolition & Tools	UK	MGBP 10	485
	J.H. Orsing	Dental products	Dental	Sweden	MSEK 20	
	Preventum Partner	Accounting services & quality systems	Dental	Sweden	MSEK 10	
	Rapid Granulator	Manufacturer of granulators	Systems Solutions	Sweden	MSEK 300	
	Sanistål interior for vehicles	Producer of interiors for vehicles	Systems Solutions	Denmark	MDKK 25	
	Smilodent	Dental products	Dental	Germany	MEUR 4.8	
	Top Dental	Manufacturer of disinfectants	Dental	UK	MGBP 3.4	
2016	Aquajet Systems	Manufactures hydro-demolition robots	Demolition & Tools	Sweden	MSEK 60	1,210
	Auto-Maskin ¹	Diesel control units for marine use	Systems Solutions	Norway	MNOK 130	
	Cenika AS	Electrical equipment for low voltage	Systems Solutions	Norway	MNOK 160	
	Dens Esthetix	Prosthetics	Dental	Germany	MEUR 1.4	
	Design Dental	Imports and manufactures prosthetics	Dental	Denmark	MDKK 13	
	Endodonti products	Dental products	Dental	Sweden	MSEK 10	
	Nordesign	Supplier of LED-lighting	Systems Solutions	Norway	MNOK 64	
	Parkell	Manufactures and sells dental consumables	Dental	USA	MUSD 29	
	Praezimed	Service of dental instruments	Dental	Germany	MEUR 2.5	
	Redoma Recycling	Producer of recycling machines for cables	Systems Solutions	Sweden	MSEK 25	
	TMC/Nessco	Supplier of marine compressors and spare parts	Systems Solutions	Norway	MNOK 525	

¹Announced in 2015.

OVERVIEW OF ACQUISITIONS 2017

Year	Company	Description	Type	Country	Sales at acquisition	Total sales MSEK
2017	Haglöf Sweden	Professional forest inventory instruments	Systems Solution	Sweden	MSEK 60	1,000
	Hultdins	Manufactures tools for forest machines	Demolition & Tools	Sweden	MSEK 152	
	Silvent	Energy optimization and work environment	Systems Solutions	Sweden	MSEK 120	
	Solebee's	Attachments to excavators and skidsteer loaders	Demolition&Tools	USA	MUSD 11	
	Pro Optix	Equipment for the European fiber optic market	Systems Solutions	Sweden	MSEK 62	
	Perfect Ceramic Dental	Dental laboratory	Dental	China	MHKD 118 ¹	
	Hydal	Supplier of aluminium cabinets	Systems Solutions	Norway	MNOK 50	
	Fiberworks	Equipment for the European fiber optic market	Systems Solutions	Norway	MNOK 93	
	Elit	Wholesaler of electric installations and power generation	Systems Solution	Norway	MNOK 38	
	CDL and Hohenstücken	Dental laboratories	Dental	Germany	MEUR 1.3	
	Blinken	Construction material	Systems Solutions	Norway	MNOK 124	
	Wachtel	Construction material	Systems Solutions	Germany	MEUR 2	
Doherty	Excavator products	Demolition & Tools	New Zealand	MNZD 14		

¹80% of the total sales are generated by Lifco's dental company MDH in Germany.

OVERVIEW OF ACQUISITIONS 2018–2019

Year	Company	Description	Type	Country	Sales at acquisition	Total sales MSEK
2018	Computer konkret	Software for dentists	Dental	Germany	MEUR 3.8	580
	Spocs	Assembling and testing of electronic products	Systems Solutions	Sweden	MSEK 61	
	Dental Direkt - 3D Dental	Distributor of dental products	Dental	Norway and Denmark	MNOK 95 MDKK 25	
	Assets from Toolpack	Interior for service vehicles	Systems Solutions	Norway	MNOK 40	
	Flörchinger Zahntechnik	Dental laboratory	Dental	Germany	MEUR 1.7	
	Wexman	Professional workwear	Systems Solutions	Sweden	MSEK 46	
	Denterbridge	Dental laboratory	Dental	France	MEUR 9	
	Rhein 83	Dental manufacturer	Dental	Italy	MEUR 8	
ERC Systems	Relining	Systems Solutions	Sweden	MSEK 20		
2019	Indexator Rotator Systems	Rotators for the forest industry	Demolition & Tools	Sweden	MSEK 300	1,277
	Hammer	Hydraulic breakers	Demolition & Tools	Italy	MEUR 20	
	UK POS	Visual display solutions	Systems Solutions	UK	MGBP 12	
	Rustibus Worldwide	Marine equipment	Systems Solutions	Norway	MNOK 56	
	Ergopack	Mobile pallet strapping systems	Systems Solutions	Germany	MEUR 22	
	Brian James Trailers	Car trailers	Systems Solutions	UK	MGBP 26	

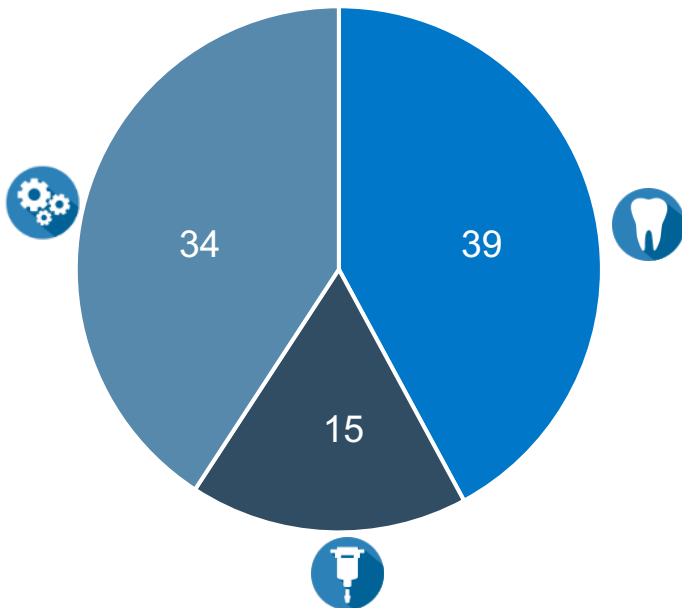
OVERVIEW OF ACQUISITIONS 2020–2021

Year	Company	Description	Type	Country	Sales at acquisition	Total sales MSEK
2020	Rönvig Dental Manufacturing	Dental	Dental	Denmark	MDKK 30	~770
	Workplace Safety	Dental	Dental	Denmark	MDKK 79	
	Dental Grupa	Distributor of dental products	Dental	Croatia	MSEK 94	
	Cramaro Tarpaulin Systems	Tarpaulin systems	Systems Solutions	Italy	MEUR 27	
	TrollDental product portfolio	Dental products	Dental	Sweden	MSEK 25	
	Consys	Dental software	Dental	Germany	MEUR 1.9	
	Tastitalia	Manufacturer of tailor-made touch panels, displays and keypads.	Systems Solutions	Italy	MEUR 12.2	
	Swallow	Distributor of dental consumables	Dental	UK	MGBP 3.9	
	Sendoline	Manufacturer of dental products	Dental	Sweden	MSEK 38	
ContacEZ product portfolio	Dental products	Dental	USA	MUSD 2.2		
2021	Kaniedenta ¹	Manufacturing and sales of dental consumables	Dental	Germany	MEUR 29	~1,200
	Rissmann Dental ¹	Prosthetics	Dental	Germany	MEUR 4.1	
	T.Freemantle	Manufacturer of cartooning and sleeving machinery	Systems Solutions	UK	MGBP 5.0	
	MultiOne	Manufacturer of mini loaders and attachments	Demolition & Tools	Italy	MEUR 27	
	Cleveland Cascades	Design and manufacture of bespoke dry bulk loading chutes	Systems Solutions	UK	MGBP 5.1	
	Kentzler-Kaschner	Distributor of dental products	Dental	Germany	MEUR 3.6	
	Medema	Distributor of dental products	Dental	Czech Republic	MCZK 26	
	Spinaclean	Develops and sells vacuum cleaners and pressure washers for high-level cleaning	Systems Solutions	UK	MGBP 5.8	
	Cangini Benne	Manufacturer of attachments for excavators and front loaders	Demolition & Tools	Italy	MEUR 35	

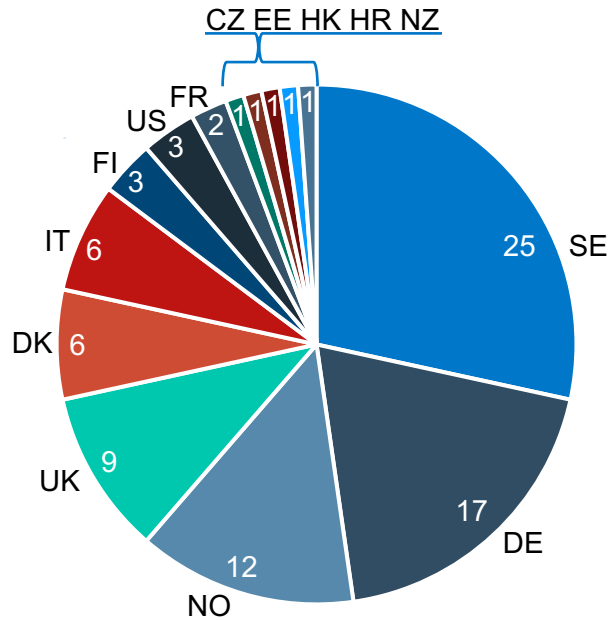
¹Announced in 2020.

NUMBER OF ACQUISITIONS 2006–2021

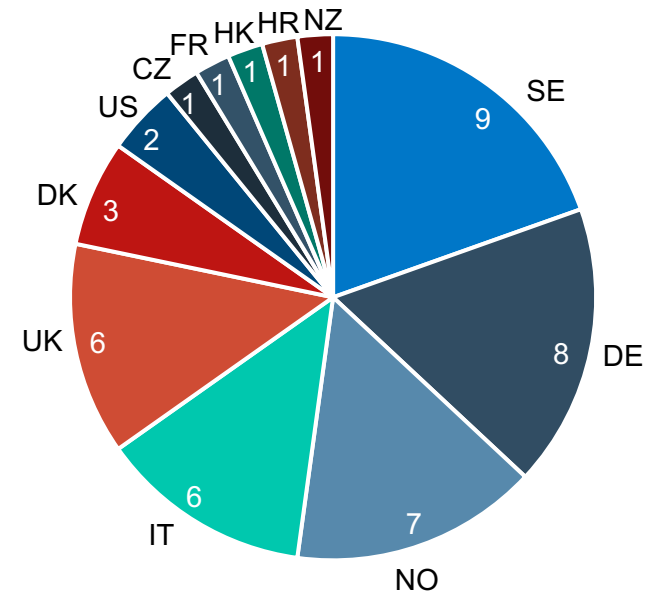
Segment split



Country split 2006-2021



Country split 2017-2021



FINANCIAL TARGETS

Growth in EBITA

- Organic growth in EBITA in excess of GDP growth in relevant geographies
- Acquisitions to add additional growth

EBITA/Capital employed¹

- More than 50%

Net debt/EBITDA

- Normally in the range 2–3x

Dividend policy as % of net profit

- Distribute 30–50% of net profit

¹Excluding goodwill and other intangible assets.

HIGHLIGHTS

Strong track record

- 11.8% annual sales growth rate 2006–2021 LTM
- 16.8% annual EBITA growth rate 2006–2021 LTM

Focus on profitability

- Good profitability is a prerequisite for sustainable growth

Strong market positions

- Strong market positions in the Nordic markets in the Dental segment (top 2–3) and Demolition & Tools segment (global #1)

Balance sheet target

- Net debt/EBITDA in the range of 2–3X

Cash flow

- Diversification and cash flow focus support low cyclicity, Dental is essentially non-cyclical
- Strong cash flow and deleveraging capabilities
- Low required maintenance capex within the Group

Ownership

- Carl Bennet largest shareholder (50.1% of capital and 68.9% of votes) and committed long-term owner

LIFCO

A SAFE HAVEN FOR YOUR BUSINESS