

**RŌKO**

The Perpetual Owner

**First quarter 2023**

28 April 2023

# Financial development



MSEK	2019	2020	2021	2022	Q1 '22	Q1 '23
<b>Net sales RTM<sup>1)</sup></b>	<b>490</b>	<b>1,146</b>	<b>3,136</b>	<b>5,259</b>	<b>3,449</b>	<b>5,534</b>
Net sales	23	614	2,083	4,316	896	1,387
Organic growth <sup>2)</sup>	n.a.	10%	14%	12%	14%	0%
o/w Currency exchange		0%	1%	4%	5%	3%
<b>EBITA RTM<sup>1)</sup></b>	<b>106</b>	<b>219</b>	<b>606</b>	<b>1,005</b>	<b>715</b>	<b>1,027</b>
EBITA	-3	125	403	787	175	288
EBITA margin RTM <sup>1)</sup>	22%	19%	19%	19%	21%	19%
Interest-bearing net debt	345	343	798	1,552	889	1,707
Minority debt <sup>3)</sup>	205	368	1,155	2,186	1,401	2,264
# people at HQ	5	5	7	7	7	8
# of companies	5	9	16	22	18	23

Source: Company information

Note: 1) Based on rolling twelve months financials from management accounts for companies that were part of Röko at the end of each respective period; 2) Organic growth calculated based on IFRS numbers including currency exchange for companies included in the entire actual period and the reference period; 3) Minority debt has increased during 2022 due to acquisitions in the period as well as revaluation (increase) of old put/call option liabilities as companies acquired in 2019 and 2022 have grown profits.

# Business Segment Development



Reported (MSEK)	Q12022	Q12023	Change	FY2021	FY2022
<b>B2B</b>					
Net sales	607	874	+44%	1,117	2,965
EBITA	138	165	+18%	242	574
<b>B2C</b>					
Net sales	289	513	+78%	906	1,351
EBITA	53	131	+144%	190	256
<b>Group</b>					
HQ Costs	-6	-8	+33%	-29	-43
Group EBITA	175	288	+65%	403	787

Source: Company information

Note: 1) Number of companies consolidated at the end of the period. For B2B three companies were consolidated in December 2021. For the B2C segment one company was consolidated at the end of December 2022. 2) for each segment the EBITA and EBITA margin is stated before allocation of central costs

- **Röko is a sector agnostic serial acquirer with focus on**
  - High margins
  - Consecutive earnings growth
- **Röko invests in founder-owned and family businesses**
- **Local management remains or becomes shareholders in their companies – local ownership average 30%**

# Lifco's development since IPO in 2014



<b>EBITA (MSEK)</b>	2014	2022	Growth multiple
Dental	543	1,017	1.9x
Demolition & Tools	288	1,607	5.6x
System Solutions	211	2,184	10.4x

- Sector agnostic serial acquirers have demonstrated higher growth potential than sector focused

# Investment criteria



	ARBORITEC	HOT SCREEN	ADDED0	BILOMSETNINGEN	BETHS BEAUTY	LUNDBERG TECH	OPPIGÅRDS	DAN-FORM	SIXTY STORES	EKSTRALYS	RENOVOTEC	ROCKET MEDICAL	LES DEUX	GOLF EXPERTEN	4x4 A&T	SMIT VISUAL	BROWNELL	ETB TECH.	DORSEY	TECCON	SILK-KA	AJAT	GODIVA
<b>Continuous profit growth<sup>1)</sup></b>	x	x	x	x	x	x	x	x	x	x	x	x	x	x	x	x	x	x	x	x	x	x	x
<b>EBITA margin &gt;10 %</b>	x	x	x	x	x	x	x	x	-	x	x	x	x	x	x	x	x	x	x	x	x	x	x
<b>Management in place<sup>2)</sup></b>	-	x	x	x	x	-	-	x	x	x	x	x	x	x	x	x	x	x	x	x	x	x	x
Market leader in a niche	-	x	x	x	x	x	x	-	x	x	-	x	-	x	-	-	x	-	x	x	x	x	-
CapEx <5 % of Net sales	x	-	x	x	x	x	-	x	x	x	x	x	x	x	x	x	x	x	x	x	x	x	x
EBITA 2-10 MEUR	-	x	x	x	x	x	x	x	x	-	x	x	x	x	x	x	x	x	x	x	x	x	x
Largest customer <12 % of Net sales	x	-	x	x	x	x	-	-	x	x	x	-	x	x	x	x	x	x	x	x	x	x	x
Year acquired	'19	'19	'19	'19	'19	'20	'20	'20	'20	'21	'21	'21	'21	'21	'21	'21	'21	'22	'22	'22	'22	'22	'23

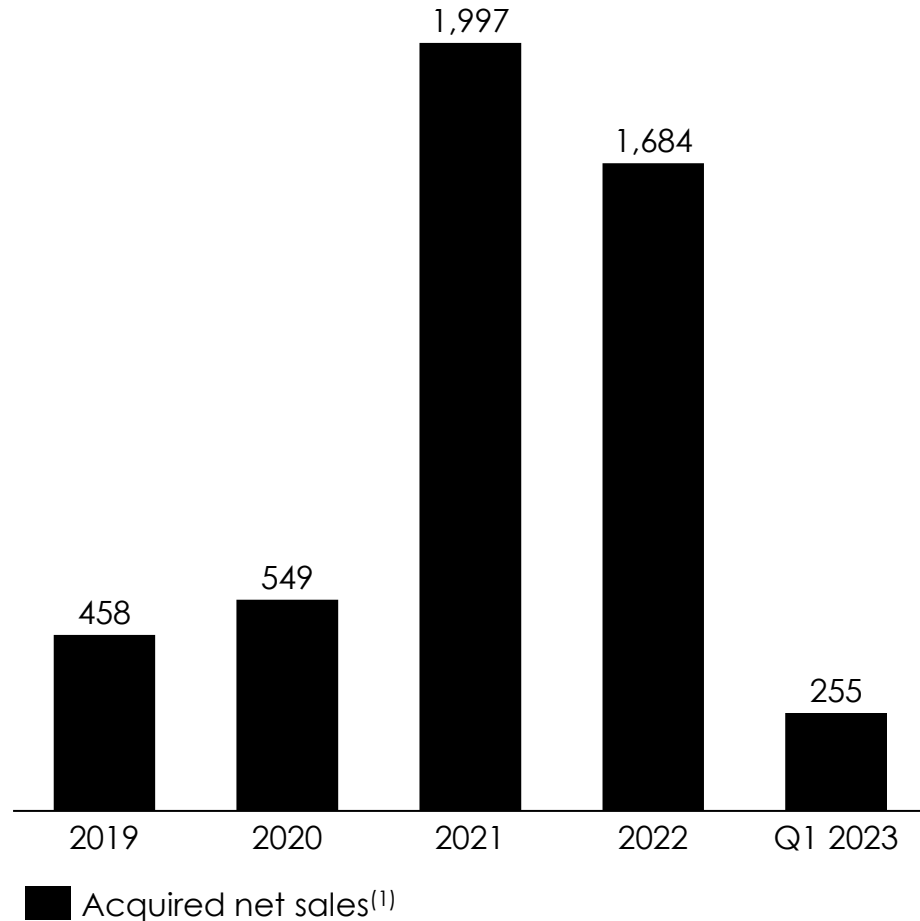
Source: Company information, based on management accounts and assessments

Note: 1) For the five-year period prior to Covid-19; 2) Second-level management shareholders in 12 of 22 companies

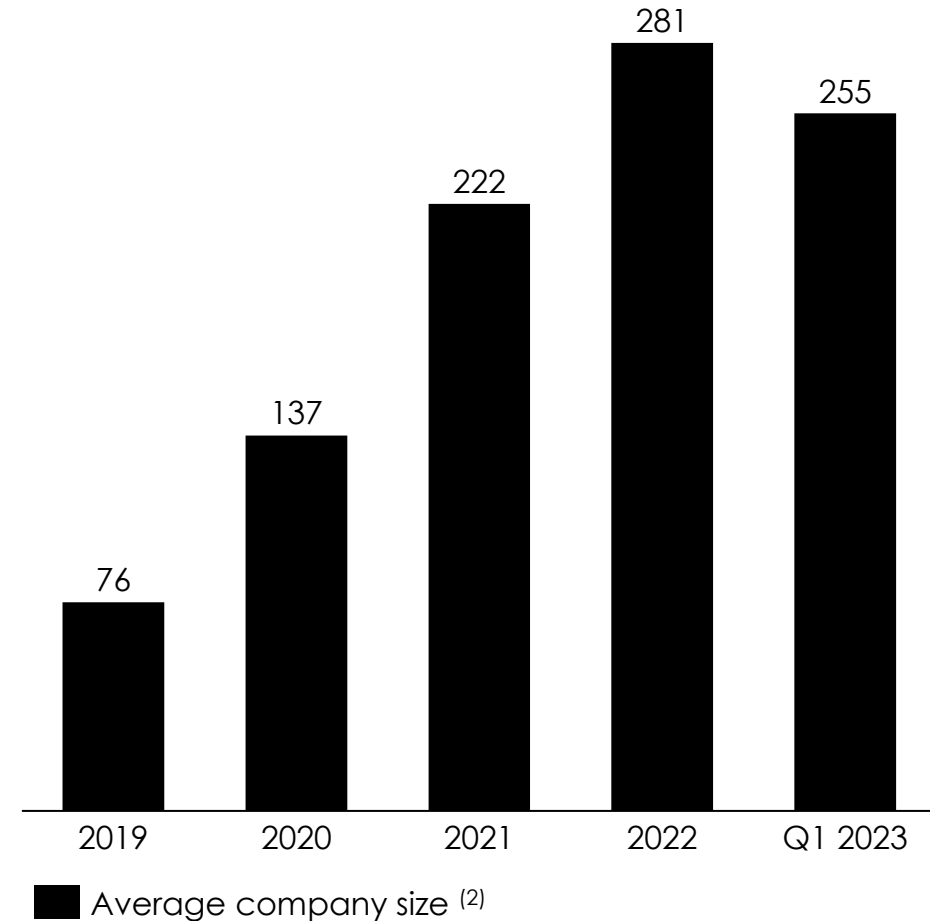
# Acquisitions since June 2019



Acquired net sales per year has increased since 2019..



..and with a steady increase in the size of acquired companies



Source: Company information

Note: 1) Net sales in MSEK of acquired companies per year (if companies would have been consolidated 1 Jan that year), 2) Average Net Sales per acquired company in each year in MSEK (including additions)

# Portfolio company characteristics



Management age structure (CEO, years old) <sup>1)</sup>		Organic growth Q1 '23 <sup>1,2)</sup>		Geographies <sup>1)</sup>	
<b>&lt;45</b>	6	<b>&lt;0%</b>	8	<b>UK</b>	8
<b>45-60</b>	15	<b>0-10%</b>	7	<b>Denmark</b>	5
<b>&gt;60</b>	2	<b>&gt;10%</b>	6	<b>Norway</b>	4
				<b>Sweden</b>	4
				<b>Netherlands</b>	2

Source: Company information

Note: 1) As of December 2022; 2) Based on financials from management accounts for companies that were part of Röko at the end of Q1 2023. Calculated as Net sales during the period January 1 to March 31 2023 compared to the same period in 2022 with fixed currency from 2022



# Key investment highlights

---

- **Highly experienced acquisitive management team**
- **Stringent investment criteria safeguarding quality investments**
- **Perpetual ownership and decentralised structure is very attractive to private family businesses**
- **The diversified portfolio of European companies creates a very resilient business model**
- **Continuous profit growth with high double-digit EBITA margins**

# Increased commitments with MSEK 1,079 in 2022 and shareholder approval for new share issue of up to MSEK 1,000 in 2023 or 2024



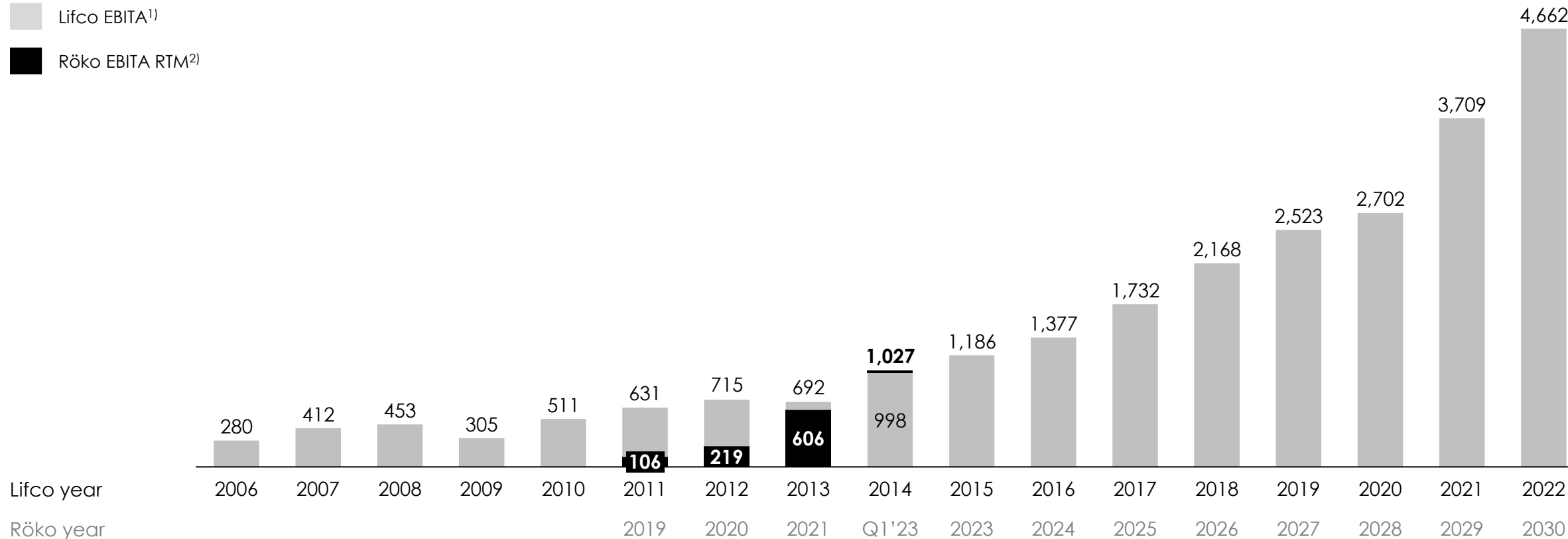
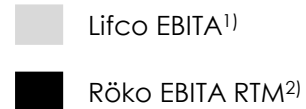
- More than the MSEK 2,700m in initial capital has been invested and in Q2 2022, the committed capital was increased by 40% to SEK 3,776m through a unanimous shareholder decision
- From the start in June 2019 until today, **Röko has invested MSEK 3,300 of equity capital** in 23 business units
- The Shareholders have approved a further **capital raise of up to MSEK 1,000** through a new share issue until the end of 2024
- Röko has sufficient capital to remain an active acquiror in Europe and to **invest MSEK 1,000 of equity** per year
- **Factors speaking for a high capital deployment rate going forward**
  - Röko has established a good reputation for transaction security and winning the hearts of entrepreneur-led companies looking for a financial partner
  - Röko evidenced capability to acquire 6-7 companies per year with discipline on characteristics and valuation
  - Röko has good references from its current minority shareholders
  - Röko has strengthened the team with increased focus on Continental Europe
- **Committed management team with significant shareholder interest**
  - Management team has been in place since 2019 and will not sell shares in connection with share issues

# Röko 2030?



## EBITA development

SEKm



Source: Company information and Lifco annual report 2021

Note: 1) EBITA equals operating profit before amortisation of intangible assets arising on acquisitions and acquisition costs; 2) Based on rolling twelve months financials from management accounts for companies that were part of Röko at the end of each respective period; 3) Lifco EBITA RTM

# **Appendix**

# Financial targets



<b>Growth</b>	<ul style="list-style-type: none"><li>• Achieve EBITA growth each year (excluding the impact of acquisitions)</li></ul>
<b>Profitability</b>	<ul style="list-style-type: none"><li>• EBITA margin of more than 15%</li></ul>
<b>Capital structure</b>	<ul style="list-style-type: none"><li>• Net debt<sup>1)</sup> in relation to EBITDA RTM<sup>2)</sup> should be below 3.0x. The net debt may temporarily exceed the target as a result of acquisitions</li></ul>
<b>Dividend policy</b>	<ul style="list-style-type: none"><li>• Distribute 0-20% of net profit for the year as dividend to shareholders</li><li>• The Board of Directors <u>do not</u> intend to propose a dividend for the fiscal year 2022 (payable in 2023)</li></ul>

Source: Company information

Note: 1) Including minority debt; 2) Based on rolling twelve months financials from management accounts for companies that are part of Röko at the end of the period

# Cash flow and capital efficiency



## Cash flow from operations and cash conversion

SEKm	Q1 2022	Q1 2023	FY 2022
Operating cash flow	117	222	515
EBITA	175	288	787
<b>Cash conversion<sup>1)</sup></b>	<b>67%</b>	<b>77%</b>	<b>65%</b>

## Capital employed and ROCE

SEKm	Q1 2023	FY 2022
Equity	3,815	3,653
Interest-bearing debt	2,081	2,109
Leasing	527	518
Put/call debt for non-controlling shares and earn-out debt	2,264	2,186
(-) Cash and cash equivalents	-375	-558
<b>Capital employed</b>	<b>8,313</b>	<b>7,909</b>
Average capital employed	8,129	6,084
EBITA	288	787
Annualised EBITA	1,151	787
<b>ROCE, %<sup>2)</sup></b>	<b>14%</b>	<b>13%</b>

Source: Company information

Note: 1) Cash Conversion = Operating cash flow / EBITA; 2) ROCE = Annualised EBITA / Average capital employed. 3) Total Capital employed less Goodwill, customer relations and trademarks from acquisitions

# KPIs



SEKm	Q1 2022	Q1 2023	Change
Net sales	896	1,387	55%
Net sales RTM <sup>1)</sup>	3,449	5,534	60%
EBITA	175	288	65%
EBITA margin, %	20%	21%	+1 p.p
EBITA RTM <sup>1)</sup>	715	1,027	44%
EBITA RTM <sup>1)</sup> margin, %	21%	19%	-2 p.p
EBITDA	212	321	51%
EBITDA margin, %	24%	23%	-1 p.p
Capital employed	5,185	8,313	60%
Return on capital employed, %	15%	14%	-1 p.p
Return on equity, %	19%	17%	-2 p.p
Financial net debt <sup>2)</sup>	2,290	3,971	73%
Interest-bearing net debt	889	1,707	92%
Financial net debt <sup>2)</sup> /EBITDA RTM <sup>1)</sup>	2.9x	3.4x	0.5x
Interest-bearing net debt/EBITDA RTM	1.1x	1.5x	0.4x
Equity/assets ratio	37%	37%	0 p.p
Number of employees, end of the period	962	1,374	43%

Source: Company information

Note: 1) Based on rolling twelve months financials from management accounts for companies that were part of Röko at the end of each respective period; 2) Including minority debt

# Profit and loss statement



SEKm	Full-year				First quarter	
	2019	2020	2021	2022	2022	2023
Net sales	23	614	2,083	4,316	896	1,387
Cost of goods and services sold	-15	-310	-1,293	-2,668	-553	-813
<b>Gross profit</b>	<b>8</b>	<b>304</b>	<b>790</b>	<b>1,648</b>	<b>343</b>	<b>574</b>
Sales and marketing expenses	-5	-109	-203	-474	-105	-155
Administrative expenses	-4	-98	-248	-482	-98	-157
Other operating income and expenses	-9	-8	-28	-80	-5	-29
<b>Operating profit</b>	<b>-11</b>	<b>89</b>	<b>312</b>	<b>612</b>	<b>135</b>	<b>232</b>
Net interest on interest-bearing debt	-1	-6	-13	-41	-25	-6
Net other financial items	0	-9	-13	-18	2	-7
<b>Profit before tax</b>	<b>-12</b>	<b>74</b>	<b>286</b>	<b>554</b>	<b>130</b>	<b>201</b>
Tax	0	-18	-68	-168	-26	-39
<b>Net profit for the period</b>	<b>-12</b>	<b>56</b>	<b>217</b>	<b>386</b>	<b>104</b>	<b>162</b>



# Balance sheet



SEKm	Dec-31				March
	2019	2020	2021	2022	2023
<b>ASSETS</b>					
<b>Fixed assets</b>					
Intangible assets	955	1,506	3,984	7 339	7,466
Tangible assets	197	251	506	747	758
Other long-term securities and receivables	1	4	14	45	15
<b>Total non-current assets</b>	<b>1,152</b>	<b>1,761</b>	<b>4,504</b>	<b>8 131</b>	<b>8,239</b>
<b>Current assets</b>					
Inventories	36	86	424	843	903
Current receivables	63	146	467	674	724
Cash and cash equivalents	112	192	290	558	375
<b>Total current assets</b>	<b>211</b>	<b>424</b>	<b>1,180</b>	<b>2 075</b>	<b>2,002</b>
<b>TOTAL ASSETS</b>	<b>1,363</b>	<b>2,186</b>	<b>5,684</b>	<b>10,206</b>	<b>10,241</b>

SEKm	Dec-31				March
	2019	2020	2021	2022	2023
<b>EQUITY AND LIABILITIES</b>					
<b>Equity</b>					
Equity attributable to Röko's shareholders	350	719	1,991	3,653	3,815
<b>Total equity</b>	<b>350</b>	<b>719</b>	<b>1,991</b>	<b>3,653</b>	<b>3,815</b>
<b>Non-current liabilities</b>					
Long-term borrowings incl. leasing liabilities	384	160	285	460	462
Other long-term liabilities, put/call- and earn-out debt	191	368	1,050	2 034	2,112
Deferred tax liability	93	146	365	749	736
Other long-term provisions	0	0	1	4	4
<b>Total non-current liabilities</b>	<b>668</b>	<b>675</b>	<b>1,702</b>	<b>3 247</b>	<b>3,315</b>
<b>Current liabilities</b>					
Short-term borrowings incl. leasing liabilities	231	538	1,118	2 202	2,146
Other short-term liabilities, put/call- and earn-out debt	22	122	382	613	468
Other short-term liabilities	92	133	492	489	499
<b>Total current liabilities</b>	<b>345</b>	<b>792</b>	<b>1,992</b>	<b>3 305</b>	<b>3,112</b>
<b>TOTAL EQUITY AND LIABILITIES</b>	<b>1,363</b>	<b>2,186</b>	<b>5,684</b>	<b>10,206</b>	<b>10,241</b>

# Cash flow statement



SEKm	Full-year				First quarter	
	2019	2020	2021	2022	2022	2023
<b>Operating activities</b>						
Operating profit	-11	89	312	612	135	232
Adjustment for non-cash items	2	44	107	262	43	85
Net financial items	-1	-14	-26	-67	-11	-28
Paid tax	0	-40	-86	-189	-50	-74
<b>Cash flow from operating activities before changes in working capital</b>	<b>-10</b>	<b>79</b>	<b>307</b>	<b>618</b>	<b>117</b>	<b>215</b>
<b>Cash flow from changes in working capital</b>						
Change in inventory	-4	-10	-16	-84	-42	23
Change in current assets	7	-8	-62	11	5	38
Change in current liabilities	6	1	19	-30	38	-54
<b>Cash flow from operating activities</b>	<b>-1</b>	<b>62</b>	<b>248</b>	<b>515</b>	<b>117</b>	<b>222</b>
<b>Investing activities</b>						
Acquisitions	-694	-365	-1,735	-2 435	-568	-202
Investments in intangible assets	0	-1	-2	-1	-4	-0
Investments in tangible assets	0	-14	-51	-49	-13	-13
<b>Cash flow from investing activities</b>	<b>-695</b>	<b>-381</b>	<b>-1,788</b>	<b>-2 486</b>	<b>-585</b>	<b>-215</b>
<b>Financing activities</b>						
Shareholder contribution	360	334	1,140	1 421	399	-
New loans with credit institutions	448	124	625	1 187	261	-
Repayment of loans	-2	-59	-83	-242	-34	-61
Translation debt call- and put option	0	0	-49	-9	-7	-12
Other financing activities	0	0	0	-125	-	-120
<b>Cash flow from financing activities</b>	<b>807</b>	<b>399</b>	<b>1,632</b>	<b>2 231</b>	<b>618</b>	<b>-192</b>
<b>Cash flow for the period</b>	<b>112</b>	<b>80</b>	<b>93</b>	<b>260</b>	<b>151</b>	<b>-186</b>
Cash and cash equivalents at the beginning of the period	0	112	192	290	290	558
Translation differences	0	0	5	8	-20	3
<b>Cash and cash equivalents at the end of the period</b>	<b>112</b>	<b>192</b>	<b>290</b>	<b>558</b>	<b>421</b>	<b>375</b>

Source: Company information

# Acquisitions since 2019



Year	Company	Description	Segment	Country	Net Sales	Acquired net assets <sup>(1)</sup>
2019	Arboritec	Manufacturer of floor finishes	B2B	Sweden	30 MSEK	849
	Hot Screen	Heat transfer (textile printing) manufacturer	B2B	Sweden	94 MSEK	
	Addedo	VAR and consultant focused on consolidation software	B2B	Sweden	97 MSEK	
	Synteko	Add-on for Arboritec	B2B	Sweden	10 MSEK	
	Bilomsetningen i Arendal	Original spare parts reseller for auto work shops	B2B	Norway	106 MNOK	
	Beths Beauty	Chain of beauty clinics and shops focused on skincare	B2C	Norway	90 MNOK	
2020	Lundberg Tech	Manufacturer and supplier of vacuum waste handling systems	B2B	Denmark	76 MDKK	657
	Oppigårds Bryggeri	Leading independent craft brewery	B2C	Sweden	70 MSEK	
	Dan-Form	Furniture designer focused on chairs	B2C	Denmark	102 MDKK	
	Sixty Stores	Group of e-com businesses in Home & Garden	B2C	UK	21 MGBP	
2021	Ekstralys	E-com business in vehicle lighting	B2B	Norway	81 MNOK	2,490
	Renovotec	Provider of rugged hardware, software & enterprise mobility	B2B	UK	22 MGBP	
	Rocket Medical	Designer and manufacturer of single-use medical devices	B2B	UK	26 MGBP	
	Golf Experten	Leading distributor of golf equipment	B2C	Denmark	133 MDKK	
	Les Deux	Menswear fashion brand	B2C	Denmark	134 MDKK	
	Wifi Gear	Add-on for Renovotec	B2B	UK	4 MGBP	
	Jade Solutions	Add-on for Renovotec	B2B	UK	13 MGBP	
	4x4	Leading independent supplier of 4x4 accessories	B2B	UK	23 MGBP	
	Smit Visual	Designer and manufacturer of writing boards	B2B	Netherlands	17 MEUR	
2022	Brownell	Reseller specialised in refurbishment of IT hardware.	B2B	UK	9 MGBP	3,064
	ETB Technologies	Developer of humidity and moisture protection products.	B2B	UK	15 MGBP	
	Dorsey	Supplier of niched brickwork building materials and sundries	B2B	UK	20 MGBP	
	TECCON	Developer of high-quality electrician products	B2B	Norway	433 MNOK	
	Silk-ka	Market leader in high-quality artificial flowers and plants	B2C	Netherlands	16 MEUR	
2023	AJAT Group	Designer and manufacturer of uniforms and student products	B2C	Denmark	225 MDKK	270
	Godiva		B2B	UK	20 MGBP	

Source: Company information

Note: Net sales at the point of acquisition. 1) Acquired net assets let cash, for each year.

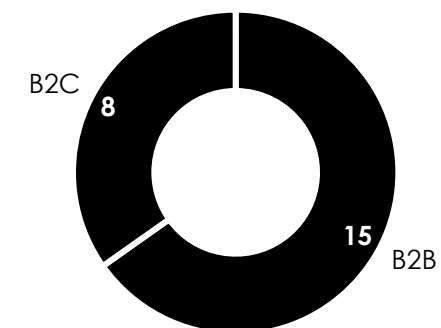
# Overview of acquisitions




Röko has made 22 platform acquisitions to date

Year	Company	Description	Business area	Country	Ownership <sup>1)</sup>	Net sales at acquisition <sup>2)</sup>
H2 2019	Arboritec <sup>3)</sup>	Varnish and floor maintenance products	B2B	Sweden	67%	SEK >30m
H2 2019	Hot Screen	Heat transfers to work- and sportswear	B2B	Sweden	58%	SEK 94m
H2 2019	Addedo	Software reseller and finance consulting	B2B	Sweden	60%	SEK 97m
H2 2019	Bilomsetningen	Spare parts reseller for auto-repair shops	B2B	Norway	64%	NOK 106m
H2 2019	Beth's Beauty	Skincare retail and clinics	B2C	Norway	65%	NOK 90m
H2 2020	Lundberg Tech	Waste handling systems developer	B2B	Denmark	85%	DKK 76m
H2 2020	Oppigårds	Independent craft brewery	B2C	Sweden	70%	SEK 70m
H2 2020	Dan-Form	Furniture design	B2C	Denmark	70%	DKK 102m
H2 2020	Sixty Stores	Multi-channel e-commerce retailer	B2C	UK	60%	GBP 23m
H1 2021	Ekstralys	E-commerce platform for vehicle lighting <sup>4)</sup>	B2B	Norway	60%	NOK 81m
H1 2021	Renovotec <sup>5)</sup>	Rugged hardware distribution	B2B	UK	75%	GBP 22m
H1 2021	Rocket Medical	Single-use medical devices	B2B	UK	79%	GBP 26m
H2 2021	Les Deux	Menswear fashion brand	B2C	Denmark	57%	DKK 133m
H2 2021	Golf Experten	Golf equipment retailer	B2C	Denmark	80%	DKK 134m
H2 2021	4x4 A&T	Supplier of accessories for 4x4 pickups	B2B	UK	78%	GBP 23m
H2 2021	Smit Visual	Whiteboard manufacturer	B2B	Netherlands	75%	EUR 17m
H1 2022	Brownell	Humidity and moisture products	B2B	UK	70%	GBP 9m
H1 2022	ETB Tech.	IT hardware refurbishment	B2B	UK	65%	GBP 15m
H1 2022	Dorsey	Supplier of niche construction accessories	B2B	UK	80%	GBP 20m
H2 2022	TECCON	Manufacturer of electrician products	B2B	Norway	85%	NOK 433m
H2 2022	Silk-Ka	Design and distribution of artificial flowers	B2C	Netherlands	80%	EUR 15m
H2 2022	AJAT	Uniforms and student products	B2C	Denmark	70%	DKK 230m
H1 2023	Godiva	Distributor of bearings and spare parts	B2B	UK	75%	GBP 20m

Segment split – no. of Companies



Country split – no. of Companies



Source: Company information

Note: 1) Ownership at acquisition; 2) Net sales LFY from the acquisition date (reporting currency); 3) Arboritec acquired a majority stake in Synteko in November 2019; 4) Ekstralys mainly sells to business customers, with 2/3 of revenue from wholesale; 5) Renovotec acquired 100% of the shares in WiFiGear in August 2021 and Jade Solutions in January 2022

# Board of Directors – all Directors are shareholders in Röko



**Tomas Billing**  
*Chairman and co-founder*

Previous experience: CEO Nordstjernan, CEO Hufvudstaden, Chairman NCC. Education: MSc in Business Administration (SSE), Scholarship to Luther College, USA, Other engagements: Co-owner and board member Hjertmans group. Board member Centrum För Rättvisa and Hilma af Klint Foundation

**Fredrik Karlsson**  
*CEO and co-founder*

Previous experience: CEO Lifco, CEO Mercatura. Education: MSc in Engineering Physics (KTH), MSc in Business Administration (SSE). Other engagements: Co-owner and board member Hjertmans group. Board member German-Swedish Chamber of Commerce

**Lilian Fossum Biner**  
*Board member*

Previous experience: Chairman of Cloetta and board member of Nobia, Oriflame and Thule. Education: MSc from SSE. Other engagements: Board member of Alfa Laval, a-connect, Givaudan and L E Lundbergföretagen

**Stina Andersson**  
*Board member*

Previous experience: COO Axel Johnson and board member of Åhlens, Kicks, Axel Johnson International and Novax. Education: MSc from SSE and HEC. Other engagements: Board member of Dustin and Axfood

**Peter Sterky**  
*Board member*

Previous experience: CFO and COO Spotify, CFO Pharmadule, Board member Trift Capital and GLD Holding. Education: MSc from Chalmers University of Technology. Other engagements: CEO and CIO of Trift Capital

# The Röko team – all full-time employees are shareholders in Röko



	Previous experience	Education	Type	Started
<b>Tomas Billing</b> <sup>1)</sup> <i>Chairman and co-founder</i>	CEO Nordstjernan, CEO Hufvudstaden, Chairman NCC	MSc in Business Administration (SSE), Scholarship to Luther College, USA	Full-time assignment	2019
<b>Fredrik Karlsson</b> <sup>2)</sup> <i>CEO and co-founder</i>	CEO Lifco, CEO Mercatura	MSc in Engineering Physics (KTH), MSc in Business Administration (SSE)	Full-time employment	2019
<b>Johan Bladh</b> <sup>3)</sup> <i>Deputy CEO, CFO and B2C area manager</i>	Bridgepoint, BC Partners, Altor	BSc in Accounting and Finance (SSE)	Full-time employment	2019
<b>Anders Nordby</b> <i>Investment Manager Norway and UK, B2B area manager</i>	Director at Saga Corporate Finance (M&A)	MSc in International Banking and Finance (Strathclyde)	Full-time employment	2019
<b>Petter Blichfeldt</b> <i>Investment Analyst</i>	Öhman Fonder, Tapwell	BSc in Business and Economics (Lund University)	Full-time employment	2021
<b>Douglas Kressner</b> <i>Group Financial Controller</i>	Öhman Fonder, Swedish Match	BSc in Business and Economics (SSE)	Full-time employment	2022
<b>Fabian Speiser</b> <i>Investment Manager DACH and Italy</i>	Porterhouse Group, Deutsche Bank	MSc in Management (WHU)	Full-time employment	2022
<b>Arvid Runéus</b> <i>Investment Manager</i>	Oppigårds Bryggeri, McKinsey & Co, Mannheimer Swartling	LL.M. (Lund University)	Full-time employment	2023
<b>Gunnar Samuelsson</b> <i>IFRS Expert</i>	CFO Lifco	MSc in Accounting (Uppsala University)	Consultant	2020
<b>Andreas Larsson</b> <i>Investor Relations</i>	Senior IR Officer, Nordea	BSc in Business Administration (SSE)	Consultant	2022

Source: Company information

Note: 1) Tomas Billing's other engagements include: Co-owner and board member Hjertmans group. Board member Centrum För Rättvisa and Hilma af Klint Foundation; 2) Fredrik Karlsson's other engagements include: Co-owner and board member Hjertmans group. Board member German-Swedish Chamber of Commerce; 3) Johan Bladh's other engagements include: Board member Chimi Eyewear

# Ownership structure

The A/B-share structure will remain at IPO

# RÖKO

## Overview of Röko's largest shareholders and management's shareholdings

Person / Company	Commitment (SEKm)	Number of A <sup>1)</sup> shares	Number of B shares	Share of A shares	Share of B shares	Share of votes
Trift Capital II Limited	420	0	1,200	0%	11%	3%
AEMG Capital Förvaltnings AB	350	0	1,000	0%	9%	3%
Santhe Dahl Invest AB	245	0	700	0%	6%	2%
Gjusböte AB (Fredrik Karlsson)	109	1,052	310	39%	3%	29%
Smöla AB (Tomas Billing)	109	1,052	310	39%	3%	29%
Smalandiis AB (Johan Bladh)	4	404	12	15%	0%	11%
Anord AS (Anders Nordby)	3	188	8	7%	0%	5%
<b>Investors that own &gt;5% and management</b>	<b>1,239</b>	<b>2,696</b>	<b>3,540</b>	<b>100%</b>	<b>32%</b>	<b>81%</b>
Other investors	2,537	0	7,248	0%	68%	19%
<b>Total</b>	<b>3,776</b>	<b>2,696</b>	<b>10,788</b>	<b>100%</b>	<b>100%</b>	<b>100%</b>

 Management

Source: Company information

Note: 1) Shares of class A are each carrying ten (10) votes per share and shares of class B are each carrying one (1) vote per share

# Disclaimer



The Manager have not conducted any independent review or verification of the information in the Presentation and although efforts have been made to accurately describe Röko, the Manager disclaims any and all liability for the content being correct, accurate and complete. In addition to information provided in the Presentation, the Manager also disclaims any and all liability for oral and written information that a potential investor may be provided with by the Company. The Manager also disclaims any and all liability for direct and indirect consequences resulting from decisions which are wholly or partly based on information in the Presentation.

Statements in this Presentation, including those regarding the Company's and its industry's possible or assumed future, the Company's business strategies, its expansion and growth of operations, future events, objectives, trend projections and expectations, or other performance of the Company or its industry, constitute forward-looking statements. By their nature, forward-looking statements involve known and unknown risks, contingencies, uncertainties, assumptions and other factors as they relate to events and depend on circumstances that will or may occur in the future, whether or not outside the control of the Company. No assurance is given that such forward-looking statements will prove to be correct. Prospective investors should not place undue reliance on forward-looking statements. They speak only as at the date of this Presentation and neither the Company nor the Manager undertakes any obligation to update these forward-looking statements. Past performance does not guarantee or predict future performance. Moreover, neither the Company nor the Manager undertakes any obligation to review, update or confirm expectations or estimates or to release any revisions to any forward-looking statements to reflect events that occur or circumstances that arise in relation to the content of this Presentation. The Company and the Manager expressly disclaim any liability whatsoever for such forward-looking statements.

This Presentation as well as any other information provided by or on behalf of Röko in connection herewith shall be governed by Swedish law. The courts of Sweden, with the District Court of Stockholm as the first instance, shall have exclusive jurisdiction to settle any conflict or dispute arising out of or in connection with this Presentation or related matters.



**RŌKO**

The Perpetual Owner